

OWASSO PUBLIC SCHOOLS

LUCILE ELLINGWOOD MORROW ELEMENTARY SCHOOL

CONSTRUCTION DOCUMENTS

MARCH 6, 2018
OWASSO, OK

SHEET INDEX:

GENERAL:

- G000 COVER SHEET
- G001 GENERAL
- G002 CODE SHEET

CIVIL:

- C100 GENERAL NOTES
- C200 SURVEY
- C300 DEMOLITION & EROSION CONTROL PLAN NORTH
- C301 DEMOLITION & EROSION CONTROL PLAN SOUTH
- C400 SITE, GRADING, & UTILITY PLAN OVERALL
- C401 SITE PLAN NORTH
- C402 SITE PLAN SOUTH
- C500 GRADING PLAN NORTH
- C501 GRADING PLAN SOUTH
- C600 UTILITY PLAN NORTH
- C601 UTILITY PLAN SOUTH
- C700 STORM PROFILES
- C701 STORM PROFILES
- C702 WATER LINE PLAN & PROFILES FIRE LOOP
- C703 WATER LINE PLAN & PROFILES FIRE LOOP
- C704 WATER LINE PLAN & PROFILES FIRE LOOP
- C800 DETAILS
- C801 DETAILS

ARCHITECTURAL:

- A100 OVERALL FLOOR PLAN
- A101 FLOOR PLAN AREA 1
- A102 FLOOR PLAN AREA 2
- A103 FLOOR PLAN AREA 3
- A104 FLOOR PLAN AREA 4
- A105 FLOOR PLAN AREA 5
- A106 FLOOR PLAN AREA 6
- A150 ROOF PLAN
- A200 ENLARGED PLANS
- A201 ENLARGED PLANS
- A301 REFLECTED CEILING PLAN AREA 1
- A302 REFLECTED CEILING PLAN AREA 2
- A303 REFLECTED CEILING PLAN AREA 3
- A304 REFLECTED CEILING PLAN AREA 4
- A305 REFLECTED CEILING PLAN AREA 5
- A306 REFLECTED CEILING PLAN AREA 6
- A310 CEILING DETAILS
- A311 CEILING DETAILS
- A312 CEILING DETAILS
- A400 EXTERIOR ELEVATIONS
- A401 EXTERIOR ELEVATIONS
- A402 EXTERIOR ELEVATIONS
- A403 EXTERIOR ELEVATIONS
- A501 BUILDING SECTIONS
- A502 BUILDING SECTIONS
- A503 BUILDING SECTIONS

ARCHITECTURAL:

- A504 BUILDING SECTIONS
- A505 BUILDING SECTIONS
- A506 BUILDING SECTIONS
- A507 BUILDING SECTIONS
- A508 BUILDING SECTIONS
- A509 BUILDING SECTIONS
- A510 SECTION DETAILS
- A511 SECTION DETAILS
- A601 PLAN DETAILS
- A602 PLAN DETAILS
- A603 PLAN DETAILS
- A604 PLAN DETAILS
- A700 DOOR SCHEDULE
- A701 WINDOW TYPES
- A702 WINDOW DETAILS
- A703 DOOR TYPES

INTERIORS:

- AI101 FINISH PLAN AREA 1
- AI102 FINISH PLAN AREA 2
- AI103 FINISH PLAN AREA 3
- AI104 FINISH PLAN AREA 4
- AI105 FINISH PLAN AREA 5
- AI106 FINISH PLAN AREA 6
- AI111 FLOOR PATTERN PLAN AREA 1
- AI112 FLOOR PATTERN PLAN AREA 2
- AI113 FLOOR PATTERN PLAN AREA 3
- AI114 FLOOR PATTERN PLAN AREA 4
- AI115 FLOOR PATTERN PLAN AREA 5
- AI116 FLOOR PATTERN PLAN AREA 6
- AI200 ENLARGED PLANS
- AI201 ENLARGED PLANS
- AI400 INTERIOR ELEVATIONS
- AI401 INTERIOR ELEVATIONS
- AI402 INTERIOR ELEVATIONS
- AI403 INTERIOR ELEVATIONS
- AI404 INTERIOR ELEVATIONS
- AI405 INTERIOR ELEVATIONS
- AI406 INTERIOR ELEVATIONS
- AI407 INTERIOR ELEVATIONS
- AI408 INTERIOR ELEVATIONS
- AI409 INTERIOR ELEVATIONS
- AI500 MILLWORK SECTIONS
- AI700 FINISH LEGEND
- AI701 SPECIALTIES SCHEDULE
- AI702 SIGNAGE SCHEDULE
- AI703 SIGNAGE SCHEDULE

STRUCTURAL:

- S001 GENERAL NOTES
- S002 GENERAL NOTES, SCHEDULES, AND DETAILS
- S003 GENERAL NOTES, SCHEDULES, AND DETAILS
- S004 PRECAST LOADING
- S005 PRECAST PANEL ELEVATIONS
- S100 OVERALL FOUNDATION PLAN
- S101 FOUNDATION PLAN AREA '1'
- S102 FOUNDATION PLAN AREA '2'
- S103 FOUNDATION PLAN AREA '3'
- S104 FOUNDATION PLAN AREA '4'
- S105 FOUNDATION PLAN AREA '5'
- S106 FOUNDATION PLAN AREA '6'
- S120 OVERALL FRAMING PLAN
- S121 FRAMING PLAN AREA '1'
- S122 FRAMING PLAN AREA '2'
- S123 FRAMING PLAN AREA '3'
- S124 FRAMING PLAN AREA '4'
- S125 FRAMING PLAN AREA '5'
- S126 FRAMING PLAN AREA '6'
- S200 FOUNDATION DETAILS
- S201 FOUNDATION DETAILS
- S202 FOUNDATION DETAILS
- S203 FOUNDATION DETAILS
- S220 ROOF FRAMING DETAILS
- S221 ROOF FRAMING DETAILS
- S222 ROOF FRAMING DETAILS
- S223 ROOF FRAMING DETAILS
- S224 ROOF FRAMING DETAILS
- S300 FRAME ELEVATIONS

MECHANICAL:

- M101 MECHANICAL FLOOR PLAN - AREA 1
- M102 MECHANICAL FLOOR PLAN - AREA 2
- M103 MECHANICAL FLOOR PLAN - AREA 3
- M104 MECHANICAL FLOOR PLAN - AREA 4
- M105 MECHANICAL FLOOR PLAN - AREA 5
- M106 MECHANICAL FLOOR PLAN - AREA 6
- M107 MECHANICAL FLOOR PLAN - AREA A
- M108 MECHANICAL FLOOR PLAN - AREA B
- M200 MECHANICAL DETAILS
- M201 MECHANICAL DETAILS
- M202 MECHANICAL DETAILS
- M301 MECHANICAL SCHEDULES

PLUMBING:

- P101 WASTE & VENT FLOOR PLAN - AREA 1
- P102 WASTE & VENT FLOOR PLAN - AREA 2
- P103 WASTE & VENT FLOOR PLAN - AREA 3
- P104 WASTE & VENT FLOOR PLAN - AREA 4
- P105 WASTE & VENT FLOOR PLAN - AREA 5
- P106 WASTE & VENT FLOOR PLAN - AREA 6
- P107 ENLARGED KITCHEN WASTE & VENT PLAN
- P201 DOMESTIC WATER FLOOR PLAN - AREA 1
- P202 DOMESTIC WATER FLOOR PLAN - AREA 2
- P203 DOMESTIC WATER FLOOR PLAN - AREA 3
- P204 DOMESTIC WATER FLOOR PLAN - AREA 4
- P205 DOMESTIC WATER FLOOR PLAN - AREA 5
- P206 DOMESTIC WATER FLOOR PLAN - AREA 6
- P207 ENLARGED KITCHEN DOMESTIC WATER PLAN
- P300 PLUMBING DETAILS
- P400 PLUMBING DETAILS & SCHEDULES
- FP101 FIRE PROTECTION PLAN - AREA A
- FP102 FIRE PROTECTION PLAN

ELECTRICAL:

- E100 ELECTRICAL LEGEND & PROJECT NOTES
- E101 ELECTRICAL SITE PLAN
- E201 LIGHTING FLOOR PLAN - AREA 1
- E202 LIGHTING FLOOR PLAN - AREA 2
- E203 LIGHTING FLOOR PLAN - AREA 3
- E204 LIGHTING FLOOR PLAN - AREA 4
- E205 LIGHTING FLOOR PLAN - AREA 5
- E206 LIGHTING FLOOR PLAN - AREA 6
- E300 OVERALL POWER DISTRIBUTION PLAN & ENLARGED ELECTRICAL ROOMS
- E301 POWER FLOOR PLAN - AREA 1
- E302 POWER FLOOR PLAN - AREA 2
- E303 POWER FLOOR PLAN - AREA 3
- E304 POWER FLOOR PLAN - AREA 4
- E305 POWER FLOOR PLAN - AREA 5
- E306 POWER FLOOR PLAN - AREA 6
- E307 ENLARGED KITCHEN POWER PLAN
- E308 ELECTRICAL ROOF PLAN - AREA A
- E309 ELECTRICAL ROOF PLAN - AREA B
- E400 OVERALL SPECIAL SYSTEMS CABLE MANAGEMENT PLAN
- E401 SPECIAL SYSTEMS FLOOR PLAN - AREA 1
- E402 SPECIAL SYSTEMS FLOOR PLAN - AREA 2
- E403 SPECIAL SYSTEMS FLOOR PLAN - AREA 3
- E404 SPECIAL SYSTEMS FLOOR PLAN - AREA 4
- E405 SPECIAL SYSTEMS FLOOR PLAN - AREA 5
- E406 SPECIAL SYSTEMS FLOOR PLAN - AREA 6
- E500 ELECTRICAL SCHEDULES
- E501 ELECTRICAL SCHEDULES
- E502 ELECTRICAL SCHEDULES
- E503 ELECTRICAL SCHEDULES
- E504 ELECTRICAL LIGHT FIXTURE SCHEDULE
- E601 AV AND SPECIAL SYSTEMS DETAILS
- E602 AV AND SPECIAL SYSTEMS DETAILS

FOOD SERVICE:


- FS-1 FS EQUIPMENT PLAN
- FS-1A FS FACILITY MODEL
- FS-1B FS EQUIPMENT MODEL
- FS-2 FS SPECIAL CONDITIONS / MECH PLAN
- FS-3 FS PLUMBING PLAN
- FS-4 FS ELECTRICAL PLAN
- FS-5 FS ELEVATIONS
- FS-6 FS SECTIONS & DETAILS
- FS-7 FS DETAILS

LANDSCAPE:

- LA-01 SOUTH LANDSCAPE PLAN AND GENERAL NOTES
- LA-02 NORTH LANDSCAPE PLAN AND DETAILED LAYOUTS
- LA-03 CONSTRUCTION DETAILS AND DETAILED LAYOUTS
- LA-04 CONSTRUCTION DETAILS AND DETAILED LAYOUTS
- LI-01 SOUTH IRRIGATION PLAN AND GENERAL NOTES
- LI-02 NORTH IRRIGATION PLAN
- LI-03 IRRIGATION DETAILS

the.stacy.group
architecture. interiors

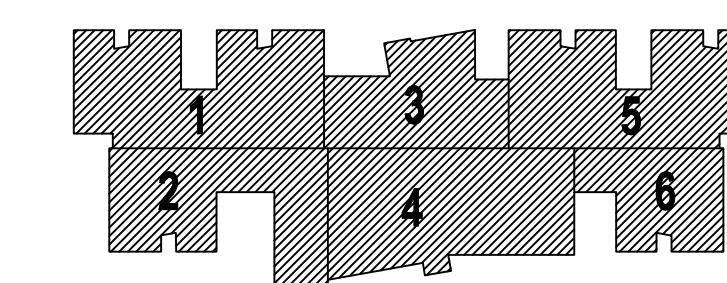
8091 N. Owasso Expressway,
Owasso, Oklahoma 74055
phone: 918.272.2622
fax: 918.272.2633



Copyright © the stacy group

MORROW ELEMENTARY

OWASSO PUBLIC
SCHOOLS
OWASSO, OK
2018



KEY PLAN

REVISIONS

03.06.18


ISSUE DATE

PROJECT NO:
DRAWN BY:
CHECKED BY:

COVER SHEET



WALLACE ENGINEERING
STRUCTURAL CONSULTANTS, INC.
201 WEST FIFTH STREET, SUITE 200
TULSA, OKLAHOMA 74103-4209
918 584-5858, FAX 918 584-8689



PSA CONSULTING ENGINEERS, INC.
3031 N.W. 64TH STREET SUITE 101
OKLAHOMA CITY, OKLAHOMA 73116
(405) 840-1901 FAX (405) 840-1916
COA # 390 - RENEWAL DATE 6/30/2007

G000

SHEET TITLE

These drawings are subject to copyright protection as an "architectural work" under Section 102 of the Copyright Act, 17 U.S.C., as amended on December 1, 1990. The work includes the overall form as well as the arrangement and composition of spaces and elements in the design. These documents are not to be reproduced without the written consent of the stacy group.