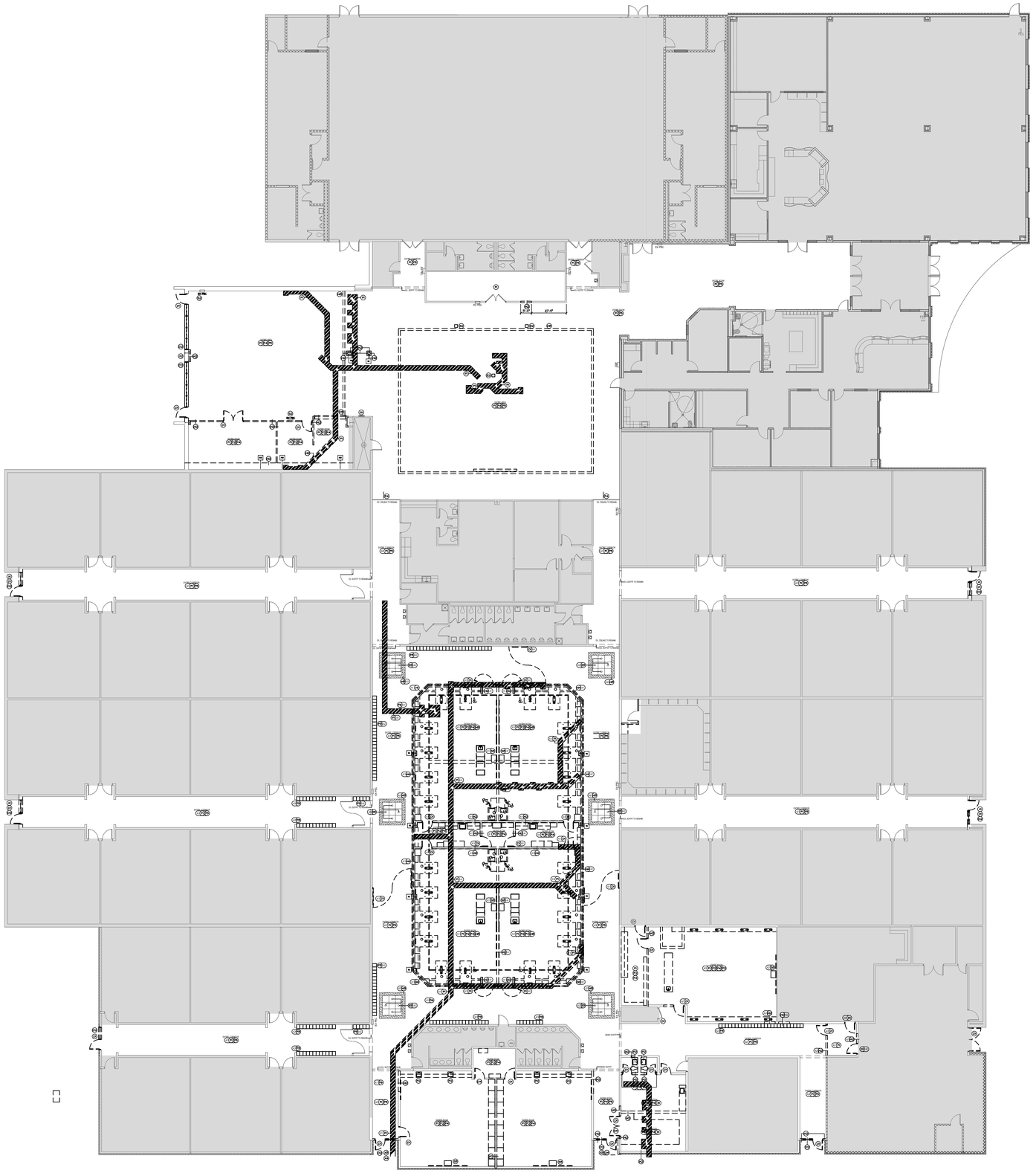


DEMOLITION GENERAL NOTES:

1. COORDINATE WITH THE OWNER ANY PRE-APPROVED DISRUPTION AND VERIFICATION OF SERVICE WITHIN THE EXISTING BUILDING SO AS TO MINIMIZE THE DISRUPTION OF SERVICE.
2. COORDINATE ALL DEMOLITION/ PHASING EFFORTS WITH THE ARCHITECT-ENGINEER AND OWNERS AND OWNERS REPRESENTATIVES. EVERY EFFORT SHALL BE MADE TO MINIMIZE DISRUPTION OF SCHOOL OPERATION AND TO PROVIDE PATRON, FACILITY, AND STUDENT SAFETY. EXCESSIVE NOISE OR VIBRATION SHALL BE PRE-APPROVED AND COORDINATED WITH THE OWNER.
3. VERIFY ALL EXISTING CONDITIONS AND NOTIFY THE ARCHITECT/ ENGINEER OF ANY DISCREPANCIES.
4. REMOVE ALL DEMOLITION MATERIALS FROM THE SITE UNLESS NOTED OTHERWISE. THE OWNER SHALL RESERVE THE RIGHT TO SALVAGE ANY MATERIALS.
5. PROVIDE PROTECTION FOR ALL EXISTING BUILDING MATERIALS AND EQUIPMENT FROM DAMAGE DUE TO ANY DEMOLITION OR CONSTRUCTION RELATED ACTIVITY PERFORMED UNDER THIS CONTRACT.
6. REPAIR OR REPLACE ANY WALLS, FLOORS, OR EQUIPMENT DAMAGED AS A RESULT OF DEMOLITION OR CONSTRUCTION TO MATCH EXISTING FINISH AND/OR CONDITION.
7. THE CONTRACTOR SHALL COORDINATE WITH THE ARCHITECT/ ENGINEER ANY MATERIALS TO BE REUSED AND WILL BE RESPONSIBLE FOR VERIFYING AND MAINTAINING THE FUNCTIONAL AND AESTHETIC INTEGRITY OF THE MATERIALS.
8. VERIFY AND MAINTAIN THE LOCATION OF EXISTING POWER, COMMUNICATION AND DATA CABLES SO AS TO NOT INADVERTENTLY INTERRUPT THE CONTINUITY OF THEIR SERVICE.
9. PATCH ALL FLOOR, WALL AND CEILING PENETRATIONS RESULTING FROM REMOVAL OR REROUTING OF NEW OR EXISTING PIPING, DUCTWORK, CONDUIT, ETC., AS REQUIRED TO MAINTAIN FIRE SEPARATIONS. FINISH AS REQUIRED FOR NEW OR EXISTING ADJACENT SURFACES.
10. CAP ALL DISCONNECTED MECHANICAL PIPING LINES WITHIN THE WALL OR FLOOR. PATCH AND FINISH AS REQUIRED TO MATCH NEW OR EXISTING ADJACENT SURFACES.
11. ALL CEILING MOUNTED ITEMS, INCLUDING BUT NOT LIMITED TO, LIGHTS, FIRE SPRINKLER HEADS, SPEAKERS, SMOKE OR THERMAL DETECTORS SHALL BE REINSTALLED IN THEIR ORIGINAL LOCATION AND CONDITION.
12. CONSTRUCT TEMPORARY PARTITIONS WITHIN THE EXISTING BUILDING WHICH OFFER A ONE-HOUR ENCLOSURE TO ISOLATE ANY DEMOLITION/ CONSTRUCTION WORK FROM THE GENERAL PUBLIC AND AS DEEMED NECESSARY BY THE OWNER. COORDINATE LOCATIONS WITH THE OWNER AND MAINTAIN MEANS OF EGRESS THROUGHOUT THE WORK.
13. MAINTAIN SECURE, WEATHER-TIGHT ENCLOSURE AT THE EXTERIOR OF THE EXISTING BUILDING THROUGHOUT THE DEMOLITION/ CONSTRUCTION PORTION OF THE WORK IN THAT AREA. CONTRACTOR TO PROVIDE BUILDING SECURITY. SECURITY SHALL BE COORDINATED WITH THE OWNER.
14. REMOVE IN THEIR ENTIRETY ALL EXISTING WALLS, DOORS, MILLWORK, PLUMBING FIXTURES, ETC... AS REQUIRED TO EXECUTE THE DEMOLITION/ CONSTRUCTION WORK DESCRIBED BY THE ARCHITECT-ENGINEER.
15. SEE MECHANICAL AND ELECTRICAL DRAWINGS AND NOTES FOR FURTHER SEQUENCING AND SCOPE OF WORK.
16. AVOID ANY DISTURBANCE OF SOILS WITHIN THE ZONE OF INFLUENCE AROUND EXISTING FOOTINGS AND FLOOR SLABS AS DIRECTED BY SOILS ENGINEER.

11 OVERALL DEMO PLAN
SCALE: 3/32" = 1'-0"

the.stacy.group
architecture. interiors

8091 N. Owasso Expressway
Owasso, Oklahoma 74055
phone: 918.272.2622
web: stacy-group.com

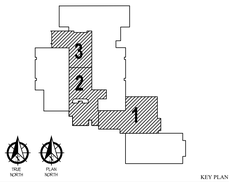
STATE OF OKLAHOMA
JOSEPH MICHAEL STACY
REG. #19853
11-25-25
OKLAHOMA
LICENSED ARCHITECT

Copyright © the.stacy.group

OWASSO 8th GRADE ADDITION

OWASSO PUBLIC SCHOOLS

OWASSO, OK
2025
PROJECT



KEY PLAN

REVISIONS

11.25.25
ISSUE DATE

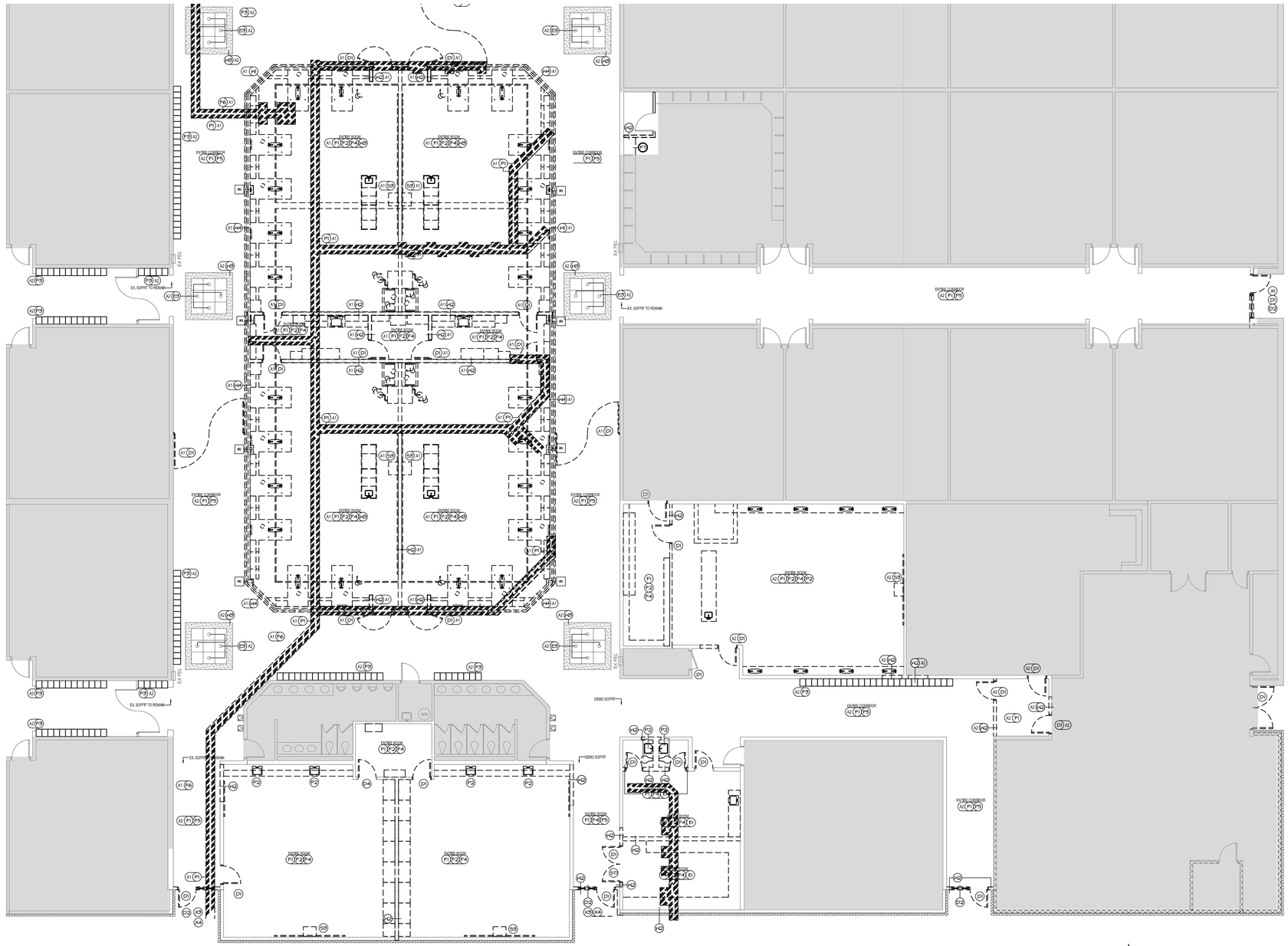
2407 | PROJECT NO
LBT | DRAWN BY
MDS | CHKD BY

OVERALL DEMO PLAN

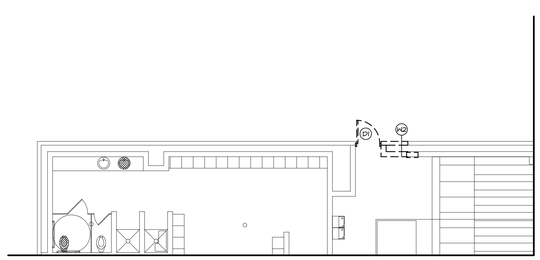
D100
SHEET TITLE

These drawings are subject to copyright protection as an "architectural work" under Section 102 of the Copyright Act, 17 U.S.C., as amended on December 1, 1990. The work includes the overall form as well as the arrangement and composition of spaces and elements in the design. These documents are not to be reproduced without the written concent of **the.stacy.group**.

Last Saved By: Lindsey
Save Date: 11/25/2025 12:52:32 PM
File Name: I:\2024\2407 OWASSO 8TH GRADE ADDITION\ARCH\2407 OWASSO 8TH GRADE ADDITION_ARCH_LBROWN.rvt



11 DEMO PLAN AREA 2
SCALE: 1/8" = 1'-0"



11 DEMO PLAN - SOUTH GYM
SCALE: 1/8" = 1'-0"
BASE BID

DEMOLITION KEYNOTE LEGEND:

DOORS / WINDOWS

- D1 — DEMO EXISTING DOOR AND FRAME
- D2 — DEMO EXISTING WINDOW/STOREFRONT/DOORFRAME
- D3 — DEMO EXISTING COILING DOOR AND ALL RELATED COMPONENTS
- D4 — DEMO EXISTING DOOR, EXISTING FRAME TO REMAIN. STRIP FRAME TO BARE METAL AND PATCH ALL DAMAGE.

ELECTRICAL

- E1 — CAP ALL EXISTING ELECTRICAL, PLUMBING, GAS, AND MECHANICAL, DEVICES ON ENTIRE LENGTH OF WALL INDICATED. RE: MEP
- E2 — DEMO EXISTING POWER POLE
- E3 — SALVAGE LIGHT FIXTURE AND RETURN TO OWNER

FINISHES

- F1 — REMOVE EXISTING FLOORING AND BASE IN EACH ROOM AS INDICATED. COORDINATE WITH FLOOR PATTERN PLANS AND INTERIORS SHEETS.
- F2 — DEMO EXISTING MILLWORK
- F3 — DEMO EXISTING LOCKERS
- F4 — DEMO ACOUSTICAL PANEL CEILING AND ALL ASSOCIATED ACCESSORIES, INCLUDING BUT NOT LIMITED TO LIGHTS, EXIT SIGNS, SMOKE/ THERMAL DETECTORS, GRILLES AND DIFFUSERS. SALVAGE AND RETURN TO OWNER ALL CAMERAS AND ASSOCIATED ACCESSORIES.
- F5 — DEMO EXISTING WALL TILE AND BACKER BOARD TO EXTENTS SHOWN. COORDINATE WITH INTERIORS SHEETS. EXISTING STUDS TO REMAIN.
- F6 — SALVAGE, CLEAN, AND REINSTALL EXISTING CARPET AS REQUIRED FOR MECHANICAL SAWCUTS
- F7 — DEMO EXISTING MILLWORK AS REQUIRED FOR WALL MODIFICATION

PLUMBING

- P1 — SAW CUT EXISTING SLAB TO EXTENTS SHOWN RE: PLUMBING
- P2 — DEMO EXISTING PLUMBING FIXTURE, RE: PLUMBING

SPECIALTIES

- S1 — SALVAGE AND REINSTALL EXISTING DEDICATION PLAQUE. RE: INTERIORS FOR LOCATION
- S2 — DEMO EXISTING FIRE EXTINGUISHER CABINET
- S3 — SALVAGE EXISTING MARKERBOARD AND PROJECTOR AND RETURN TO OWNER

STRUCTURAL

- ST1 — DEMO EXISTING BEAM, RE: STRUCTURAL

WALLS

- W1 — DEMO EXISTING STUD WALL AND MASONRY VENEER
- W2 — DEMO WALL
- W3 — DEMO EXISTING GYP BOARD SOFFIT AND METAL STUD FRAMING
- W4 — DEMO EXISTING CMU VENEER, SHEATHING, AND GWB. EXISTING STUD TO REMAIN IN PLACE

EXTERIOR

- X1 — DEMO EXISTING EIFS SOFFIT
- X2 — DEMO EXISTING METAL PANEL
- X3 — DEMO EXISTING FLATWORK
- X4 — DEMO EXISTING SOFFIT FRAMING AS REQUIRED FOR INSTALLATION OF NEW CEILING

EXISTING ITEMS TO REMAIN:

- R1 — EXISTING COLUMN TO REMAIN, PROTECT IN PLACE
- R2 — EXISTING CMU WALLS TO REMAIN
- R3 — EXISTING METAL BUILDING MEMBER TO REMAIN

the.stacy.group
architecture. interiors
8091 N. Owasso Expressway
Owasso, Oklahoma 74055
phone: 918.272.2622
web: stacy-group.com

STATE OF OKLAHOMA — REG. #19853 — OWASSO — 11.25.25 — OKLAHOMA — LICENSED ARCHITECT

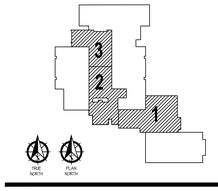
Copyright © the.stacy.group

OWASSO 8th GRADE ADDITION

OWASSO PUBLIC SCHOOLS

OWASSO, OK 2025

PROJECT



KEY PLAN

REVISIONS

11.25.25

ISSUE DATE

2407 | PROJECT NO
LRT | DRAWN BY
MDS | CHK'D BY

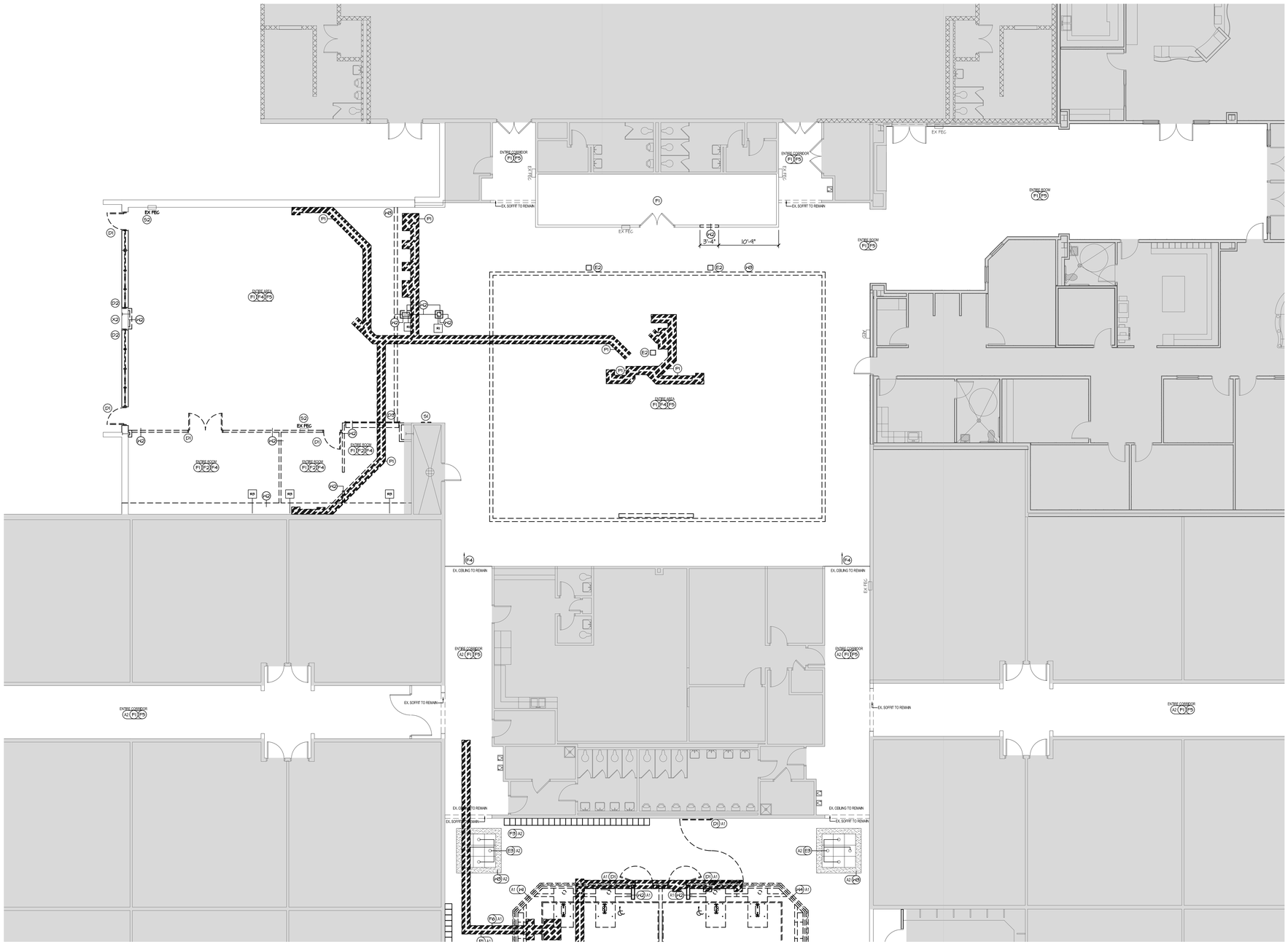
DEMO PLAN - AREA 2

D101

SHEET TITLE

These drawings are subject to copyright protection as an "architectural work" under Section 102 of the Copyright Act, 17 U.S.C., as amended on December 1, 1990. The work includes the overall form as well as the arrangement and composition of spaces and elements in the design. These documents are not to be reproduced without the written concent of **the.stacy.group**.

Last Saved By: Lindsey
Last Plotted On: 11/25/2025 1:19:09 PM
File Name: I:\2024\2407\CAD\D101.DWG



11 DEMO PLAN AREA 2
SCALE: 1/8" = 1'-0"
BASE BID

DEMOLITION KEYNOTE LEGEND:

DOORS / WINDOWS

- D1 — DEMO EXISTING DOOR AND FRAME
- D2 — DEMO EXISTING WINDOW/STOREFRONT/DOORFRAME
- D3 — DEMO EXISTING COILING DOOR AND ALL RELATED COMPONENTS
- D4 — DEMO EXISTING DOOR, EXISTING FRAME TO REMAIN. STRIP FRAME TO BARE METAL AND PATCH ALL DAMAGE.

ELECTRICAL

- E1 — CAP ALL EXISTING ELECTRICAL, PLUMBING, GAS, AND MECHANICAL, DEVICES ON ENTIRE LENGTH OF WALL INDICATED. RE: MEP
- E2 — DEMO EXISTING POWER POLE
- E3 — SALVAGE LIGHT FIXTURE AND RETURN TO OWNER

FINISHES

- F1 — REMOVE EXISTING FLOORING AND BASE IN EACH ROOM AS INDICATED. COORDINATE WITH FLOOR PATTERN PLANS AND INTERIORS SHEETS.
- F2 — DEMO EXISTING MILLWORK
- F3 — DEMO EXISTING LOCKERS
- F4 — DEMO ACOUSTICAL PANEL CEILING AND ALL ASSOCIATED ACCESSORIES, INCLUDING BUT NOT LIMITED TO LIGHTS, EXIT SIGNS, SMOKE/ THERMAL DETECTORS, GRILLES AND DIFFUSERS. SALVAGE AND RETURN TO OWNER ALL CAMERAS AND ASSOCIATED ACCESSORIES.
- F5 — DEMO EXISTING WALL TILE AND BACKER BOARD TO EXTENTS SHOWN. COORDINATE WITH INTERIORS SHEETS. EXISTING STUDS TO REMAIN.
- F6 — SALVAGE, CLEAN, AND REINSTALL EXISTING CARPET AS REQUIRED FOR MECHANICAL SAWCUTS

PLUMBING

- P1 — SAW CUT EXISTING SLAB TO EXTENTS SHOWN RE: PLUMBING
- P2 — DEMO EXISTING PLUMBING FIXTURE, RE: PLUMBING

SPECIALTIES

- S1 — SALVAGE AND REINSTALL EXISTING DEDICATION PLAQUE, RE: INTERIORS FOR LOCATION
- S2 — DEMO EXISTING FIRE EXTINGUISHER CABINET
- S3 — SALVAGE EXISTING MARKERBOARD AND PROJECTOR AND RETURN TO OWNER

STRUCTURAL

- ST1 — DEMO EXISTING BEAM, RE: STRUCTURAL

WALLS

- W1 — DEMO EXISTING STUD WALL AND MASONRY VENEER
- W2 — DEMO WALL
- W3 — DEMO EXISTING GYP BOARD SOFFIT AND METAL STUD FRAMING
- W4 — DEMO EXISTING CMU VENEER, SHEATHING, AND GWB. EXISTING STUD TO REMAIN IN PLACE

EXTERIOR

- X1 — DEMO EXISTING EIFS SOFFIT
- X2 — DEMO EXISTING METAL PANEL
- X3 — DEMO EXISTING FLATWORK
- X4 — DEMO EXISTING SOFFIT FRAMING AS REQUIRED FOR INSTALLATION OF NEW CEILING

the.stacy.group
architecture. interiors
8091 N. Owasso Expressway
Owasso, Oklahoma 74055
phone: 918.272.2622
web: stacy-group.com

STATE OF OKLAHOMA — JOSEPH M. STACY — REGISTERED — NO. 24053 — OWASSO — 11-25-25 — OKLAHOMA — LICENSED ARCHITECT

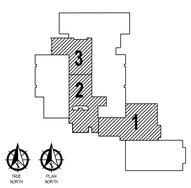
Copyright © the.stacy.group

OWASSO 8th GRADE ADDITION

OWASSO PUBLIC SCHOOLS

OWASSO, OK 2025

PROJECT



KEY PLAN

REVISIONS

11.25.25

ISSUE DATE

2407 | PROJECT NO
LJH | DRAWN BY
MDS | CHK'D BY

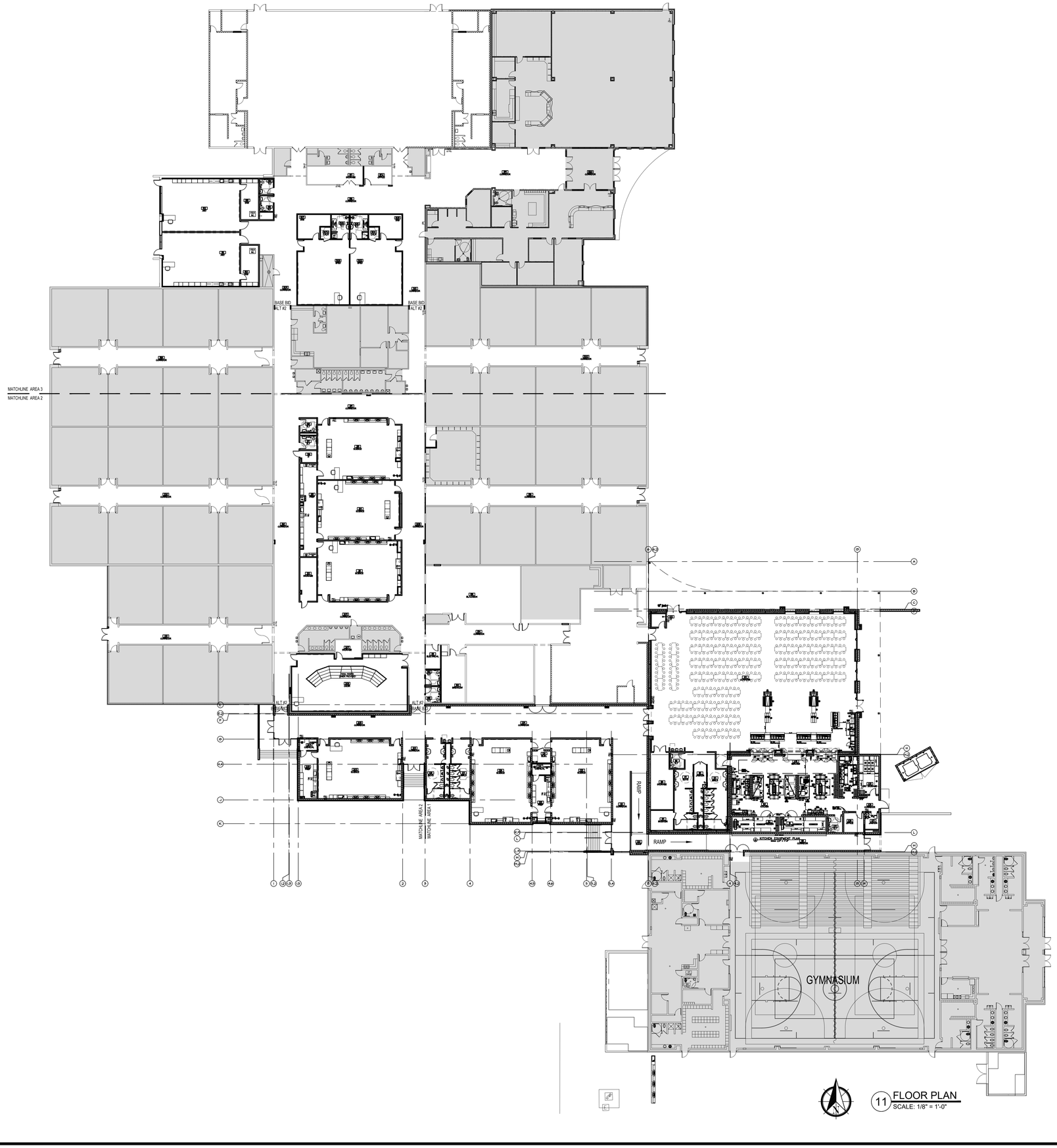
DEMO PLAN - AREA 3

D102

SHEET TITLE

These drawings are subject to copyright protection as an "architectural work" under Section 102 of the Copyright Act, 17 U.S.C., as amended on December 1, 1990. The work includes the overall form as well as the arrangement and composition of spaces and elements in the design. These documents are not to be reproduced without the written concent of **the.stacy.group**.

Last Saved By Author:
Last Print Date: 11/25/2025 2:29 PM
Template Version: 20250808.0
File Name: (R:\2407\LJH\MDS\Arch\)



FLOOR PLAN GENERAL NOTES:

1. FLOOR PLAN GENERAL NOTES APPLY TO ALL FLOOR PLAN SHEETS
2. DIMENSIONS FOR DOOR AND WINDOW OPENINGS ARE SHOWN NOMINAL. ALLOW FOR 3/8-INCH SHIMMING AND SEALANT OF EXTERIOR FRAMES.
3. ALL DIMENSIONS ARE ACTUAL AND ARE TO FACE OF GWB, FACE OF CONCRETE WALLS, FACE OF CMU WALLS, FACE OF FRAMES, OR CENTERLINE OF COLUMNS UNLESS NOTED OTHERWISE.
4. ALL INTERIOR CMU WALLS SHALL BE 8-INCHES NOMINAL THICKNESS UNLESS NOTED OTHERWISE.
5. EXTEND FURRING CHANNELS AND GYPSUM BOARD UP 4-INCHES ABOVE FINISHED CEILING.
6. SCRIBE GYPSUM BOARD OF WALLS AND PARTITIONS TO IRREGULARITIES OF DECK ABOVE. SEAL TIGHTLY AROUND ANY PENETRATIONS.
7. LOCATE GYPSUM WALLBOARD CONTROL JOINTS AS OUTLINED IN THE SPECIFICATIONS AND/OR AS SHOWN ON THE DRAWINGS.
8. FURNISH AND INSTALL 2X8 CONTINUOUS WOOD BLOCKING IN STUD PARTITIONS FOR ANCHORAGE OF WALL ATTACHED ITEMS, INCLUDING BUT NOT LIMITED TO THE FOLLOWING: GRAB BARS, VANITY UNITS, TOILET ACCESSORIES, HANDRAIL BRACKETS, WALL CABINETS, WALL MOUNTED FIXTURES, MARKER BOARDS, TACK BOARDS, AND ETC.
9. ALL WALLS TO EXTEND TO UNDERSIDE OF DECK UNLESS NOTED OTHERWISE. RE: WALL TYPES.
10. PROVISIONS SHALL BE MADE AT ALL FULL HEIGHT NON-BEARING WALLS FOR 1/2" VERTICAL MOVEMENT OF THE BUILDING STRUCTURE WITHOUT THE TRANSFER OF COMPRESSIVE LOADS TO WALL. FILL IRREGULARITIES BETWEEN TOP OF WALL AND DECK ABOVE WITH MINERAL WOOL. OPENINGS IN PARTITIONS AT STRUCTURAL MEMBERS SHALL BE CONSTRUCTED TO WITHIN 1-INCH OF THE STRUCTURAL MEMBER. INFILL VOIDS BETWEEN THE PARTITION AND STRUCTURAL MEMBERS WITH MINERAL WOOL.
11. SEAL AROUND THE INTERIOR OF ALL EXTERIOR ALUMINUM FRAMES AT ALL JAMBS, SILLS, AND HEAD CONDITIONS.
12. SEE STRUCTURAL DRAWINGS FOR BRACING OF NON-LOAD BEARING MASONRY.
13. MASONRY CONTROL JOINTS SHALL BE LOCATED WHERE LARGE PLUMBING VENTS OR RISERS OCCUR IN SINGLE WYTHE MASONRY WALLS, AND WHERE MASONRY WALLS BEARING ON THE CONCRETE SLAB ABUT MASONRY WALLS BEARING ON THE CONCRETE FOOTINGS.
14. FURNISH AND INSTALL RESILIENT BASE AROUND CASEWORK AND MILLWORK.
15. COORDINATE ALL MECHANICAL CHASE SIZES WITH MECHANICAL SUBCONTRACTOR.
16. COORDINATE SIZES AND LOCATIONS OF 4-INCH HIGH CONCRETE HOUSEKEEPING PADS WITH MECHANICAL AND ELECTRICAL EQUIPMENT SUPPLIERS.
17. FOR ALL METAL STUD WALL HEIGHTS AND GAUGES REFER TO CHART IN SPECIFICATION. ALL STUDS SPACED AT 16" O.C. U.N.O.
18. ALL METAL STUDS AT WALLS WITH CERAMIC TILE SHALL BE MINIMUM OF 20 GAUGE AND HAVE BRIDGING INSTALLED. WALL SHALL NOT FLEX ENOUGH TO CRACK GROUT. IF NECESSARY, PROVIDE GWB SHEATHING ON BACK SIDE OF CHASE WALLS.
19. ALL STOOPS SHALL SLOPE DOWN 1/2-INCH FROM BUILDING PERIMETER TO LEADING EDGE OF STOOP.
20. ALL FLOOR SLABS SHOWN TO DRAIN SHALL HAVE A 2-PERCENT MAXIMUM SLOPE UNLESS NOTED OTHERWISE. IF A FLOOR DOES NOT CALL FOR A SLOPE IT SHALL REMAIN FLAT AND IF NOTED TO MEET SPECIFICATIONS FOR FLATNESS, THE FLOOR SHALL MEET THOSE GUIDELINES.
21. ALL COLD FORMED METAL FRAMING NOT SPECIFICALLY SIZED SHALL BE 16 GAUGE MINIMUM AT 16-INCHES OC.
22. ALL COLD FORMED METAL FRAMING SHALL BE BRACED IN BOTH PLANES. IF NO SHEATHING IS SPECIFIED, PROVIDE V-BAR BRACING OR BRIDGING AT 24-INCHES OC, OR AS RECOMMENDED BY FRAMING MANUFACTURER.
23. ALL PLYWOOD AND BLOCKING TO BE FIRE RETARDANT TREATED THROUGHOUT PROJECT.
24. EXISTING CONSTRUCTION SHOWN SHADED FOR CLARITY. REFER TO ALL SHEETS IN SET FOR WORK THAT MAY BE REQUIRED IN AREAS OF THE EXISTING BUILDING.
25. CONTRACTOR TO PROVIDE FIREBLOCKING AT OPENINGS AROUND VENTS, PIPES, AND DUCTS THROUGH THE SECOND LEVEL FLOOR AS REQUIRED BY SECTION 718.2.5 OF THE 2018 IBC. CONTRACTOR OPTION TO PROVIDE CONCRETE, STEEL FRAMING, REINFORCEMENT AND ACCESSORIES AS REQUIRED TO SUPPORT CONCRETE OR OTHER APPROVED ASSEMBLY TO MEET CODE. CONTRACTOR TO SUBMIT PROPOSED FIREBLOCKING SYSTEM TO ARCHITECT AND FIRE MARSHAL FOR APPROVAL.
26. RETURN MASONRY VENEER AT ALL JAMBS FOR WINDOWS, DOORS, AND VERTICAL EIFS/METAL PANEL TO VENEER JOINTS, UNLESS OTHERWISE DETAILED OR NOTED.
27. PROVIDE METAL STRAPPING AT 24" O.C. TO CONTAIN BATT INSULATION AT ALL UNFINISHED STUD WALLS.
28. GWB SHALL EXTEND TO DECK IF ROOM IS DESIGNATED AS "OPEN TO STRUCTURE. RE: RCP
29. AT ALL INTERIOR WALLS WHERE GWB IS TO BE INSTALLED, UTILIZE 5/8" HIGH IMPACT GWB TO 8'-0" AFF UNLESS NOTED OTHERWISE.

the.**stacy**.group
architecture. interiors

8091 N. Owasso Expressway
Owasso, Oklahoma 74055
phone: 918.272.2622
web: stacy-group.com

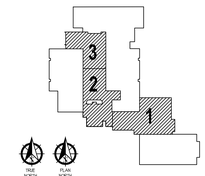


Copyright © the.stacy.group

OWASSO 8th GRADE ADDITION

OWASSO PUBLIC SCHOOLS

OWASSO, OK
2025
PROJECT



KEY PLAN

REVISIONS

11.25.25
ISSUE DATE

2407 | PROJECT NO
LJH | DRAWN BY
MDS | CHK'D BY

OVERALL FLOOR PLAN

A100
SHEET TITLE

These drawings are subject to copyright protection as an "architectural work" under Section 102 of the Copyright Act, 17 U.S.C., as amended on December 1, 1990. The work includes the overall form as well as the arrangement and composition of spaces and elements in the design. These documents are not to be reproduced without the written concent of **the.stacy.group**.

Last Saved By: Lindsey
Last Plotted: 11/25/2025 3:26:47 PM
Plotted By: Lindsey Hall
File Name: ...\OVERALL FLOOR PLAN.dwg

the.stacy.group
architecture. interiors

8091 N. Owasso Expressway
Owasso, Oklahoma 74055
phone: 918.272.2622
web: stacy-group.com



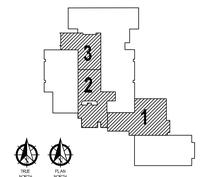
Copyright © the.stacy.group

OWASSO 8th GRADE ADDITION

OWASSO PUBLIC SCHOOLS

OWASSO, OK 2025

PROJECT



KEY PLAN

REVISIONS

11.25.25

ISSUE DATE

2407 | PROJECT NO
LJH | DRAWN BY
MDS | CHK'D BY

FLOOR PLAN
AREA 1

A101

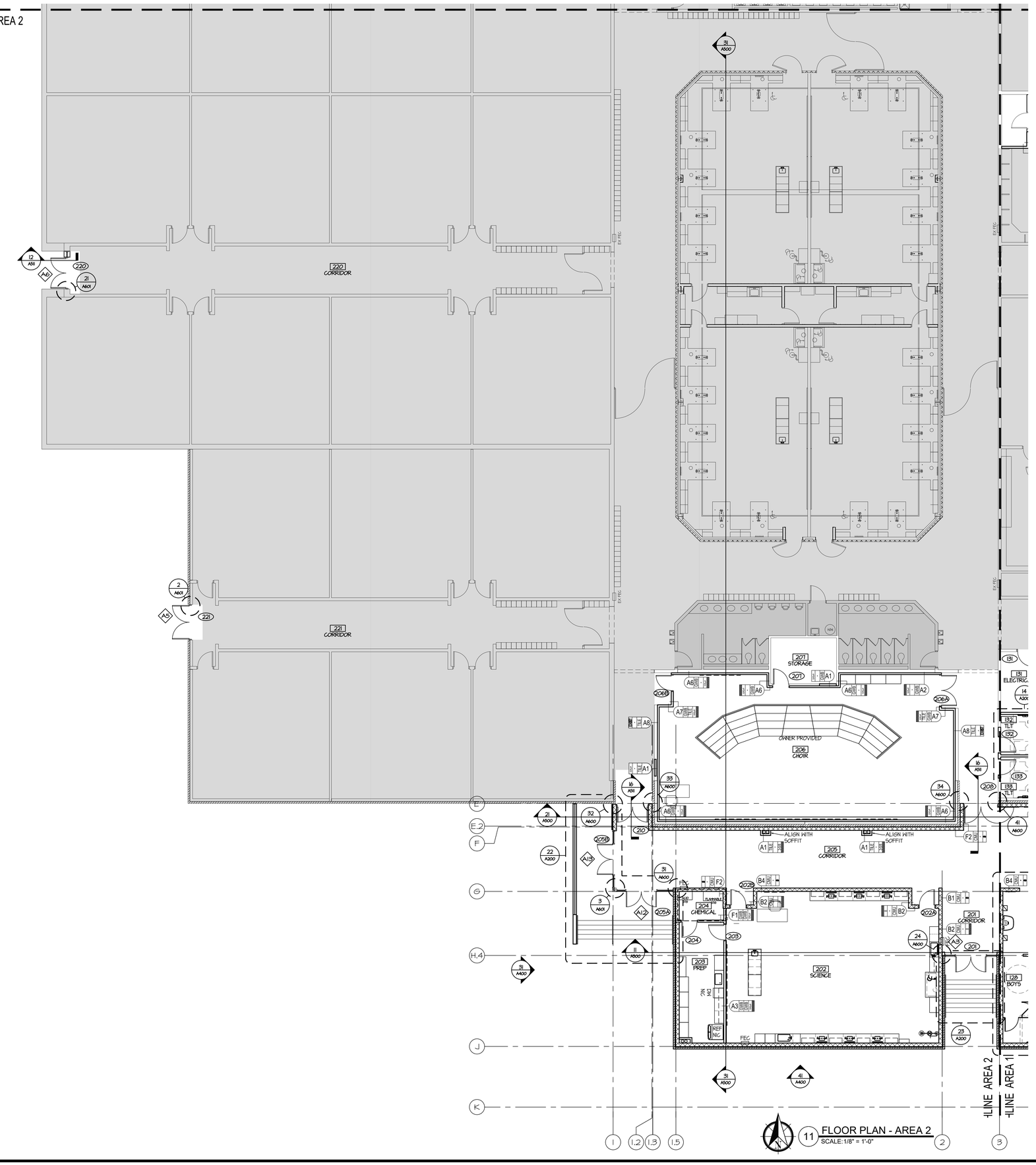
SHEET TITLE

These drawings are subject to copyright protection as an "architectural work" under Section 102 of the Copyright Act, 17 U.S.C., as amended on December 1, 1990. The work includes the overall form as well as the arrangement and composition of spaces and elements in the design. These documents are not to be reproduced without the written concent of **the.stacy.group**.

11 FLOOR PLAN - AREA 1
SCALE: 1/8" = 1'-0"

Last Saved By: Lindsey
Last Saved On: 11/25/2025 11:53:19 AM
Plot Date: 11/25/2025 11:54:01 AM
File Name: 11249 FLOOR PLANS.DWG

MATCHLINE AREA 2



11 FLOOR PLAN - AREA 2
SCALE: 1/8" = 1'-0"

MATCHLINE AREA 1

the.stacy.group
architecture. interiors

8091 N. Owasso Expressway
Owasso, Oklahoma 74055
phone: 918.272.2622
web: stacy-group.com

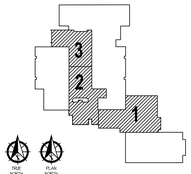
STATE OF OKLAHOMA
REG. #20053
OWASSO
11.25.25
OKLAHOMA
LICENSED ARCHITECT

Copyright © the.stacy.group

OWASSO 8th GRADE ADDITION

OWASSO PUBLIC SCHOOLS

OWASSO, OK
2025
PROJECT



KEY PLAN

REVISIONS

11.25.25
ISSUE DATE

2407 | PROJECT NO
LBT | DRAWN BY
MDS | CHKD BY

FLOOR PLAN
AREA 2

A102
SHEET TITLE

These drawings are subject to copyright protection as an "architectural work" under Section 102 of the Copyright Act, 17 U.S.C., as amended on December 1, 1990. The work includes the overall form as well as the arrangement and composition of spaces and elements in the design. These documents are not to be reproduced without the written concent of **the.stacy.group**.

Last Saved By: Lindsey
Last Saved On: 11/25/2025 11:22:32 AM
Last Plotted On: 11/25/2025 11:22:32 AM
Scale: 1"=1'-0" (1/16"=1'-0" | 1/8"=1'-0" | 1/4"=1'-0" | 3/8"=1'-0" | 1/2"=1'-0" | 3/4"=1'-0")

the.stacy.group
architecture. interiors

8091 N. Owasso Expressway
Owasso, Oklahoma 74055
phone: 918.272.2622
web: stacy-group.com

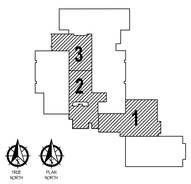


Copyright © the.stacy.group

OWASSO 8th GRADE ADDITION

OWASSO PUBLIC SCHOOLS

OWASSO, OK
2025
PROJECT



KEY PLAN

REVISIONS

11.25.25
ISSUE DATE

2407 | PROJECT NO
LBT | DRAWN BY
MDS | CHKD BY

FLOOR PLAN
AREA 3 - REFERENCE

A103
SHEET TITLE

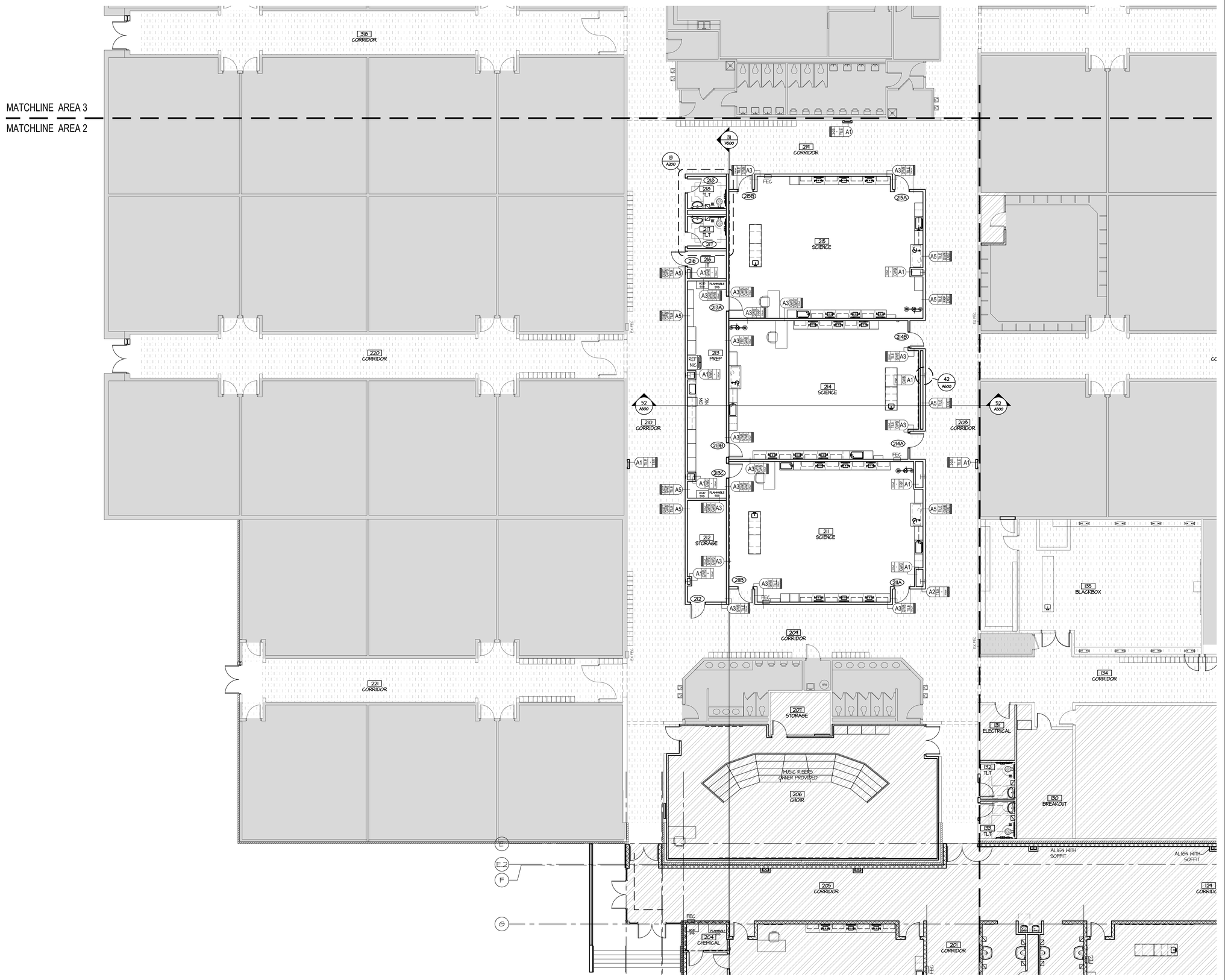
These drawings are subject to copyright protection as an "architectural work" under Section 102 of the Copyright Act, 17 U.S.C., as amended on December 1, 1990. The work includes the overall form as well as the arrangement and composition of spaces and elements in the design. These documents are not to be reproduced without the written concent of **the.stacy.group**.

AREA 3

AREA 2

11 FLOOR PLAN - AREA 3
SCALE: 1/8" = 1'-0"

Last Saved By: Lindsey
Save Date & Time: 11/25/2025 8:17:07 AM
Last Plotted: 11/25/2025 8:17:07 AM
By: Lindsey FILENAME: A103.PLT



11 FLOOR PLAN - AREA 1
SCALE: 1/8" = 1'-0"

the.stacy.group
architecture. interiors

8091 N. Owasso Expressway
Owasso, Oklahoma 74055
phone: 918.272.2622
web: stacy-group.com

STATE OF OKLAHOMA — JOSEPH A. STACY — REG. NO. 24053 — OWASSO — 11.25.25 — OKLAHOMA LICENSED ARCHITECT

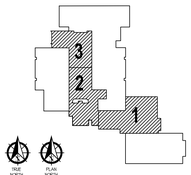
Copyright © the.stacy.group

OWASSO 8th GRADE ADDITION

OWASSO PUBLIC SCHOOLS

OWASSO, OK 2025

PROJECT



KEY PLAN

REVISIONS

11.25.25

ISSUE DATE

2407 | PROJECT NO.
LRT | DRAWN BY
MDS | CHKD BY

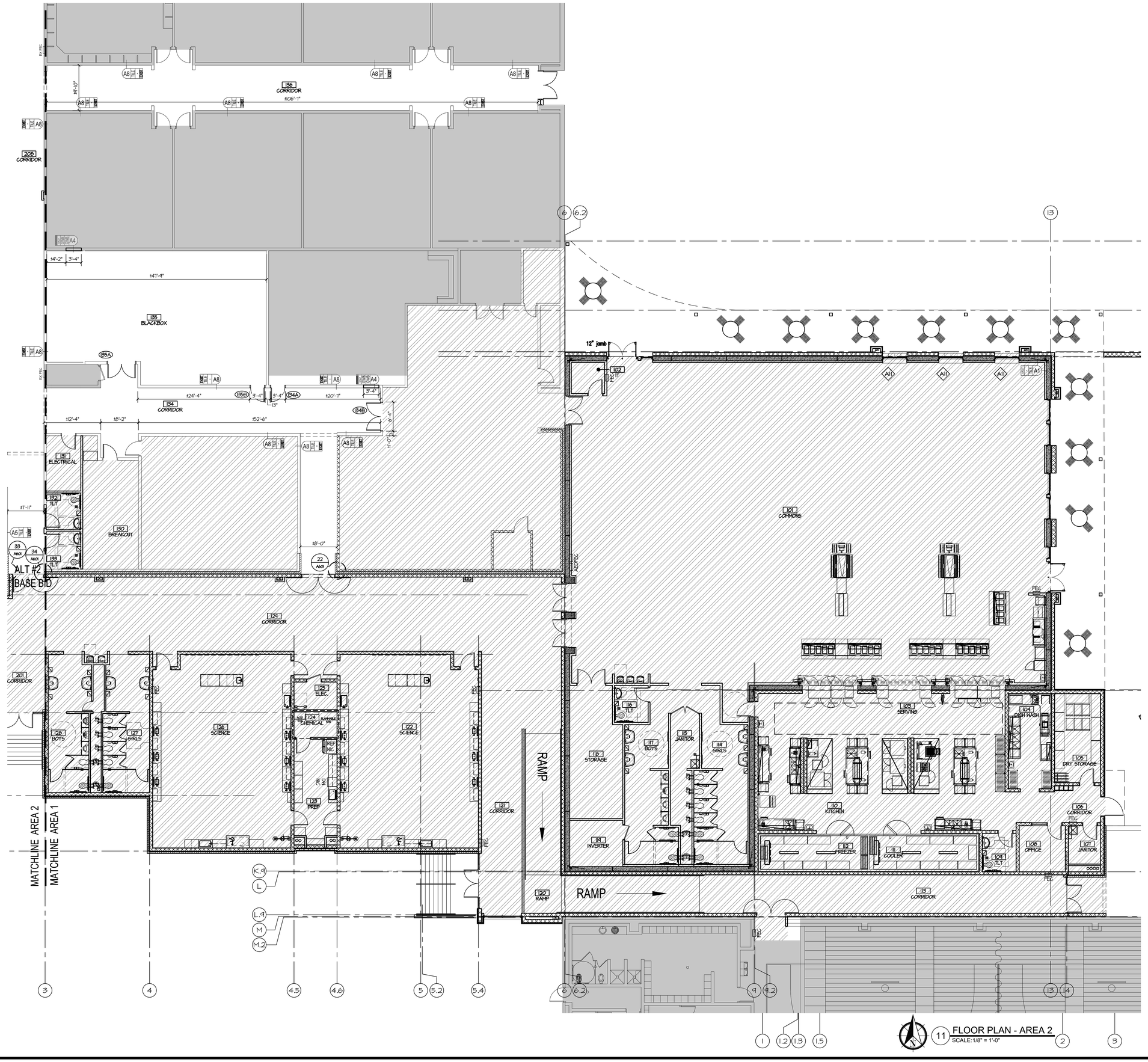
FLOOR PLAN
AREA 2 - ALT #1
REFERENCE

A104

SHEET TITLE

These drawings are subject to copyright protection as an "architectural work" under Section 102 of the Copyright Act, 17 U.S.C., as amended on December 1, 1990. The work includes the overall form as well as the arrangement and composition of spaces and elements in the design. These documents are not to be reproduced without the written concent of **the.stacy.group**.

Last Saved By Lindsey
Last Plot: 11/25/2025 8:53:48 AM
Last Plot by: LINDSEY TAYLOR
File Name: I:\2024\2407 OWASSO 8TH GRADE ADDITION\Revit\2407 OWASSO 8TH GRADE ADDITION_CENTRAL.rvt



11 FLOOR PLAN - AREA 2
SCALE: 1/8" = 1'-0"

the.stacy.group
architecture. interiors
8091 N. Owasso Expressway
Owasso, Oklahoma 74055
phone: 918.272.2622
web: stacy-group.com

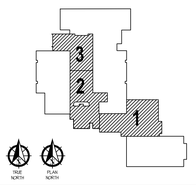
STATE OF OKLAHOMA — REGISTERED — CHRISTOPHER T. STACY — REG. NO. 20653 — OWASSO — 11.25.25 — OKLAHOMA LICENSED ARCHITECT

Copyright © the.stacy.group

OWASSO 8th GRADE ADDITION

OWASSO PUBLIC SCHOOLS

OWASSO, OK 2025 — PROJECT



KEY PLAN

REVISIONS

11.25.25 — ISSUE DATE

2407 | PROJECT NO
LBT | DRAWN BY
MDS | CHKD BY

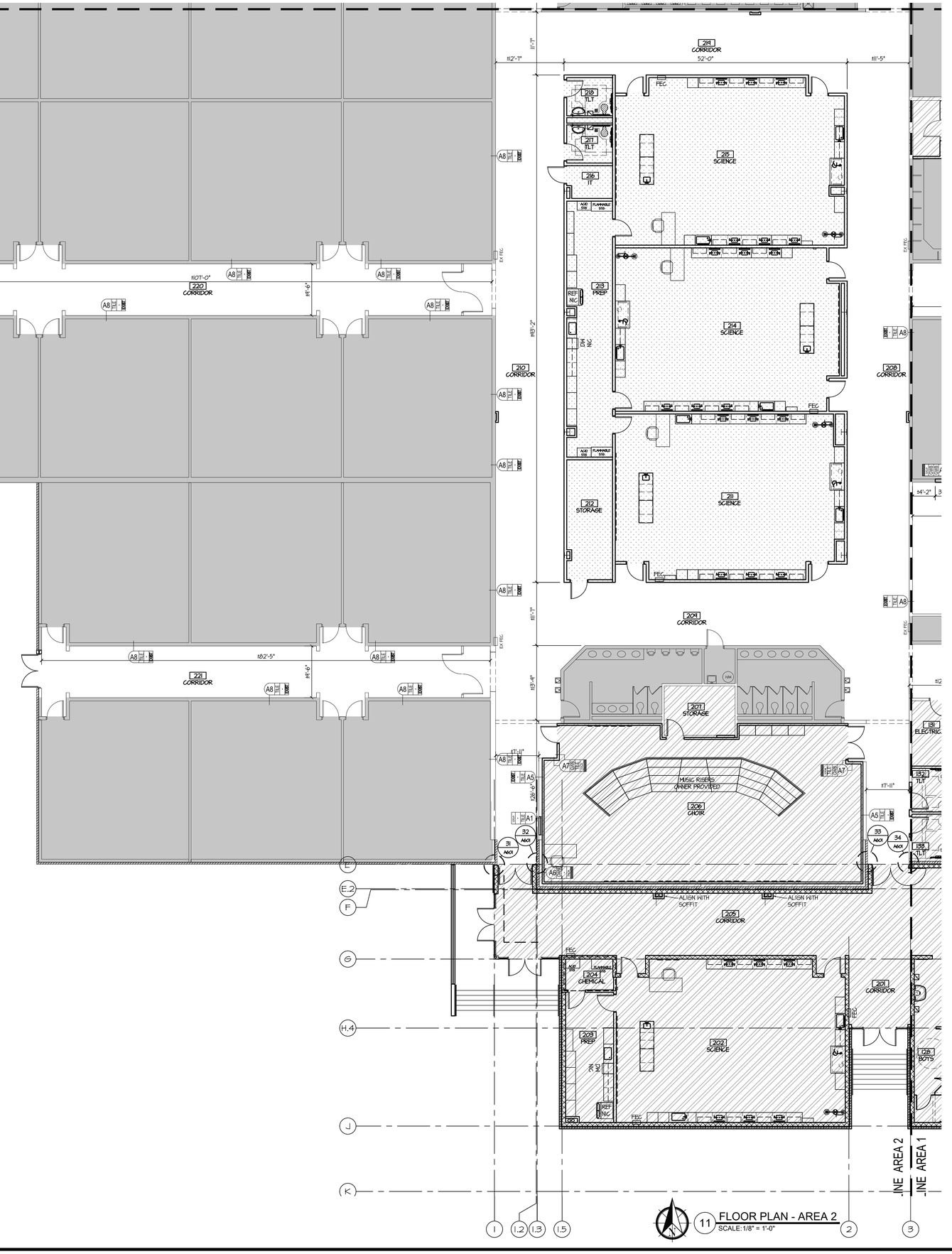
FLOOR PLAN
AREA 1 - ALT #2

A105 — SHEET TITLE

These drawings are subject to copyright protection as an "architectural work" under Section 102 of the Copyright Act, 17 U.S.C., as amended on December 1, 1990. The work includes the overall form as well as the arrangement and composition of spaces and elements in the design. These documents are not to be reproduced without the written concent of **the.stacy.group**.

Last Saved By: Lindsey
Last Plot: 11/25/2025 9:28 AM
Last Plotted By: Lindsey Stacy
File Name: 25104ET-A105.DWG

MATCHLINE AREA 2



11 FLOOR PLAN - AREA 2
SCALE: 1/8" = 1'-0"

the.stacy.group
architecture. interiors

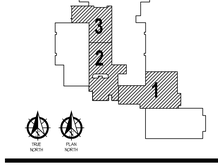
8091 N. Owasso Expressway
Owasso, Oklahoma 74055
phone: 918.272.2622
web: stacy-group.com

Copyright © the.stacy.group

OWASSO 8th GRADE ADDITION

OWASSO PUBLIC SCHOOLS

OWASSO, OK
2025
PROJECT



KEY PLAN

REVISIONS

11.25.25
ISSUE DATE

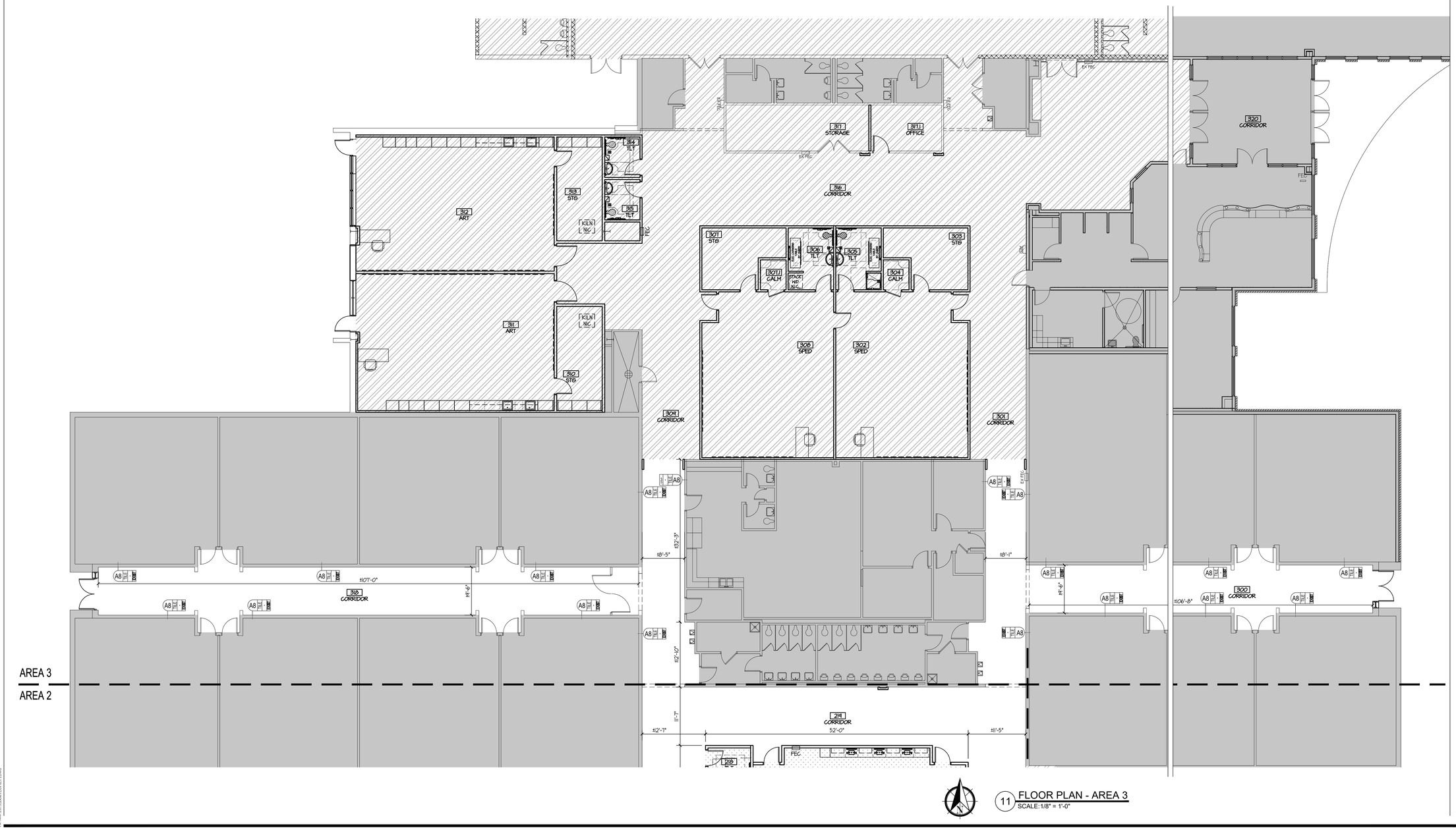
2407 | PROJECT NO
LBT | DRAWN BY
MDS | CHKD BY

FLOOR PLAN
AREA 2 - ALT #2

A106
SHEET TITLE

These drawings are subject to copyright protection as an "architectural work" under Section 102 of the Copyright Act, 17 U.S.C., as amended on December 1, 1990. The work includes the overall form as well as the arrangement and composition of spaces and elements in the design. These documents are not to be reproduced without the written concent of **the.stacy group**.

Last Saved By: Lindsey
Last Plotted: 11/25/2025 8:55:33 AM
File Name: I:\Projects\2025\2407 OPS 8th Grade Addition\Drawings\Arch\2407 OPS 8th Grade Addition_ARCH.rvt



11 FLOOR PLAN - AREA 3
SCALE: 1/8" = 1'-0"

the.stacy.group
architecture. interiors

8091 N. Owasso Expressway
Owasso, Oklahoma 74055
phone: 918.272.2622
web: stacy-group.com

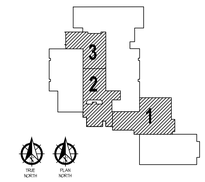
STATE OF OKLAHOMA · JOHN MICHAEL STACY · REG. NO. 20853 · OWASSO · 11.25.25 · OKLAHOMA LICENSED ARCHITECT

Copyright © the.stacy.group

OWASSO 8th GRADE ADDITION

OWASSO PUBLIC SCHOOLS

OWASSO, OK
2025
PROJECT



KEY PLAN

REVISIONS

11.25.25
ISSUE DATE

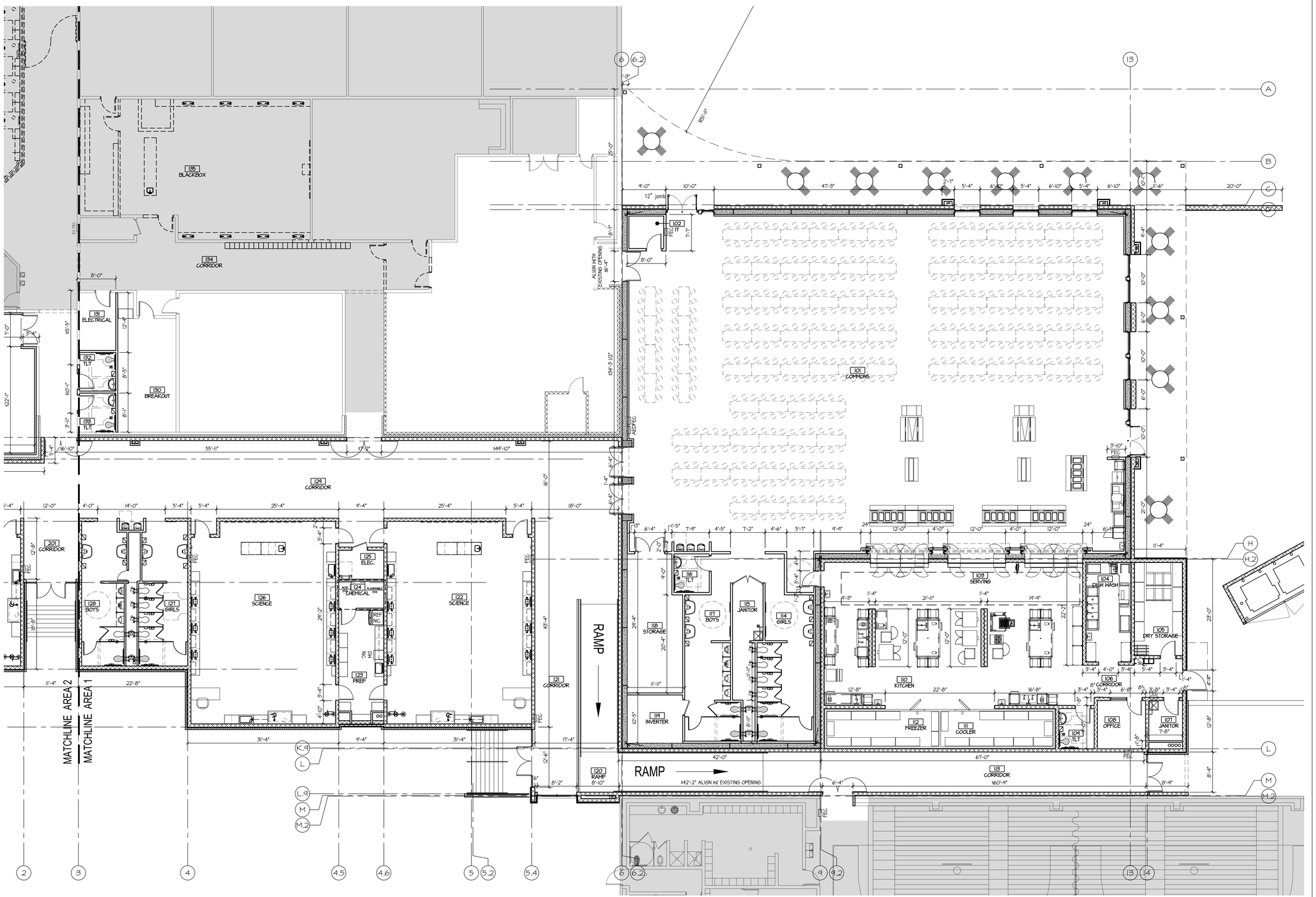
2407 | PROJECT NO
LJH | DRAWN BY
MDS | CHK'D BY

FLOOR PLAN
AREA 3 - ALT #2

A107
SHEET TITLE

These drawings are subject to copyright protection as an "architectural work" under Section 102 of the Copyright Act, 17 U.S.C., as amended on December 1, 1990. The work includes the overall form as well as the arrangement and composition of spaces and elements in the design. These documents are not to be reproduced without the written concent of **the.stacy.group**.

Last Saved By: Lindsey Hall
Last Plotted: 11/25/2025 8:55:44 AM
File Name: 2407 OWASSO 8TH GRADE ADDITION_R25_V1.1 (2408).rvt



11 FLOOR PLAN - AREA 1
SCALE: 1/8" = 1'-0"

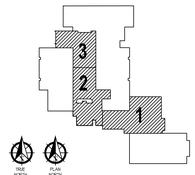
the.stacy.group
architecture. interiors
8091 N. Owasso Expressway
Owasso, Oklahoma 74055
phone: 918.272.2622
web: stacy-group.com

STATE OF OKLAHOMA
CHRISTOPHER M. STACY
REGISTERED
No. 20053
11.25.25
OKLAHOMA
LICENSED ARCHITECT

Copyright © the.stacy.group

OWASSO 8th GRADE ADDITION

OWASSO PUBLIC SCHOOLS
OWASSO, OK
2025
PROJECT



KEY PLAN

REVISIONS

11.25.25
ISSUE DATE

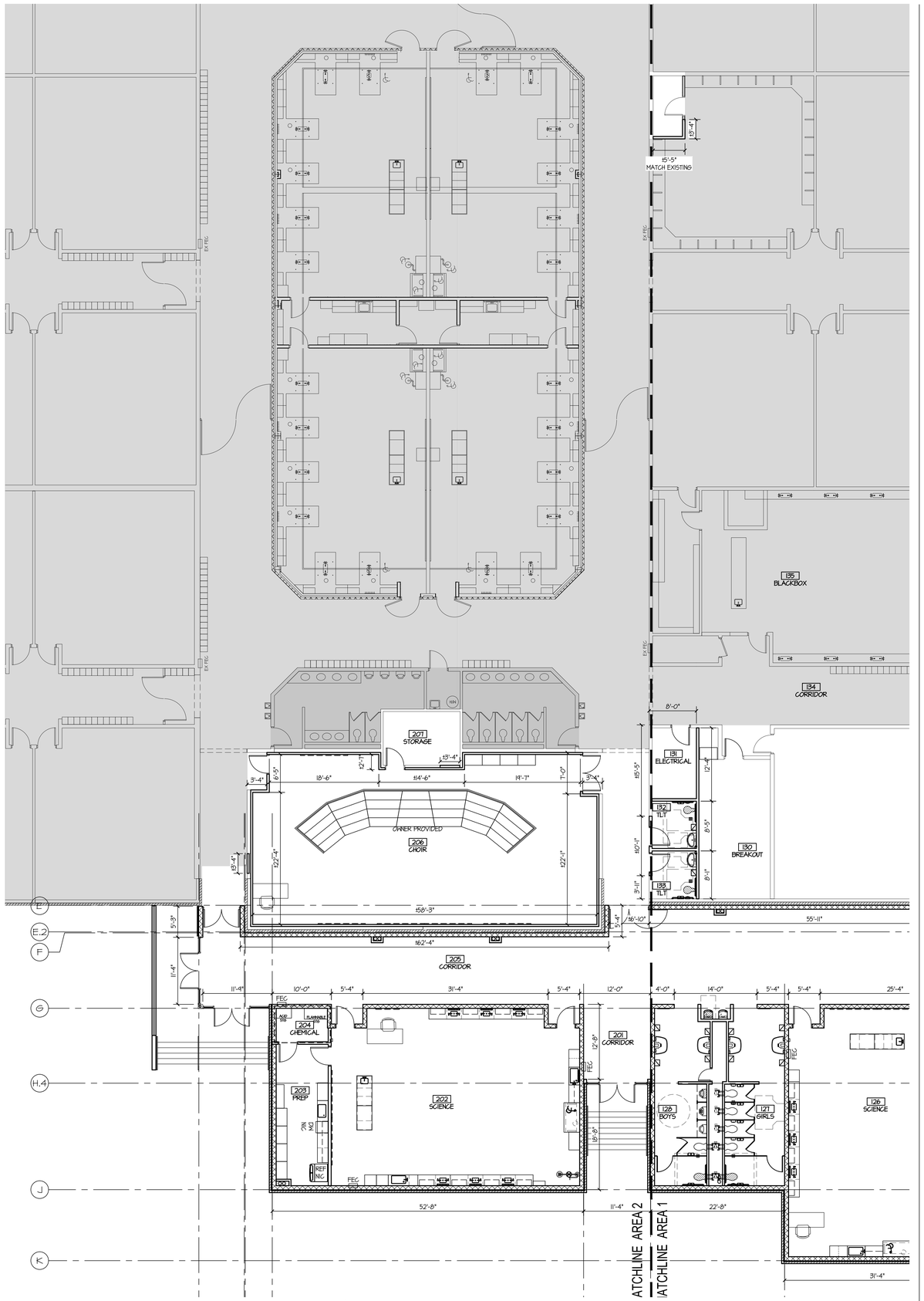
2407 | PROJECT NO
LJH | DRAWN BY
MDS | CHK'D BY

FLOOR PLAN
AREA 1 - DIMENSIONS

A111
SHEET TITLE

These drawings are subject to copyright protection as an "architectural work" under Section 102 of the Copyright Act, 17 U.S.C., as amended on December 1, 1990. The work includes the overall form as well as the arrangement and composition of spaces and elements in the design. These documents are not to be reproduced without the written concent of **the.stacy.group**.

Last Saved By: Lindsey
Last Plotted: 11/25/2025 8:57:19 AM
Plot Scale: 1/8" = 1'-0"
File Name: 11 FLOOR PLAN AREA 1 DIMENSIONED.dwg



11 FLOOR PLAN - AREA 2
SCALE: 1/8" = 1'-0"

the.stacy.group
architecture. interiors

8091 N. Owasso Expressway
Owasso, Oklahoma 74055
phone: 918.272.2622
web: stacy-group.com

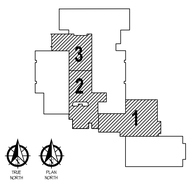
STATE OF OKLAHOMA
LANCE B. STACY
REG. NO. 20853
OWASSO
11-25-25
OKLAHOMA
LICENSED ARCHITECT

Copyright © the.stacy.group

OWASSO 8th GRADE ADDITION

OWASSO PUBLIC SCHOOLS

OWASSO, OK
2025
PROJECT



KEY PLAN

REVISIONS

11.25.25
ISSUE DATE

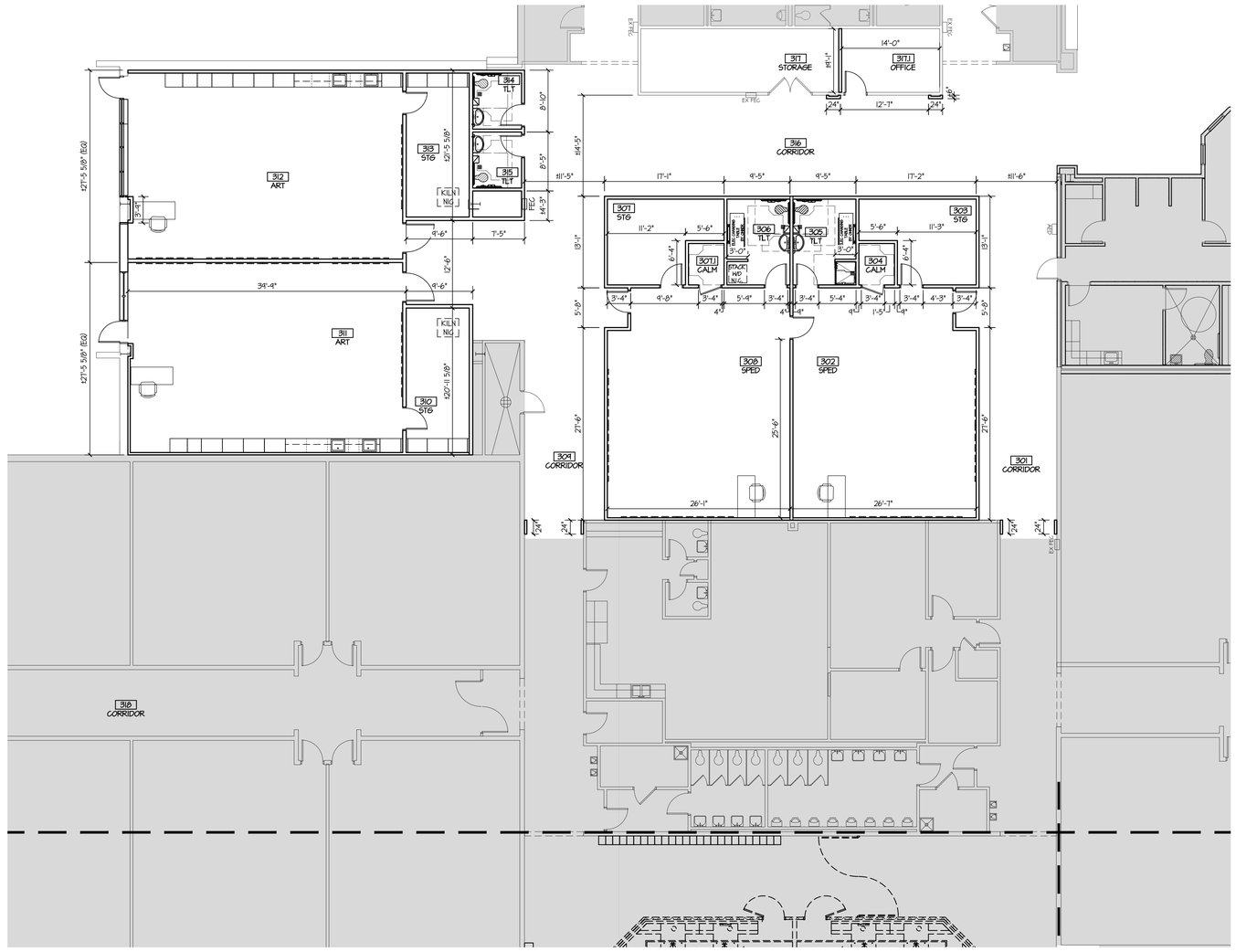
2407 | PROJECT NO
LBT | DRAWN BY
MDS | CHKD BY

FLOOR PLAN
AREA 2 - DIMENSIONS

A112
SHEET TITLE

These drawings are subject to copyright protection as an "architectural work" under Section 102 of the Copyright Act, 17 U.S.C., as amended on December 1, 1990. The work includes the overall form as well as the arrangement and composition of spaces and elements in the design. These documents are not to be reproduced without the written concent of **the.stacy.group**.

Last Saved By: Lindsey
Save Path: C:\Revit Central\2407 Owasso 8th Grade Addition_Central_LBT.rvt
Date Printed: 11/25/2025 9:25:25 AM
Plot Scale: 1/16" = 1'-0"
Plot Name: 11 FLOOR PLAN - AREA 2 - DIMENSIONED.DWG



11 FLOOR PLAN - AREA 3
SCALE: 1/8" = 1'-0"

the.stacy.group
architecture. interiors

8091 N. Owasso Expressway
Owasso, Oklahoma 74055
phone: 918.272.2622
web: stacy-group.com

STATE OF OKLAHOMA
CERTIFICATE OF AUTHORIZATION
NO. 8003
OWASSO
11.25.25
OKLAHOMA
LICENSED ARCHITECT

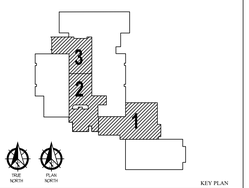
Copyright © the.stacy.group

OWASSO 8th GRADE ADDITION

OWASSO PUBLIC SCHOOLS

OWASSO, OK 2025

PROJECT



KEY PLAN

REVISIONS

11.25.25

ISSUE DATE

2407	PROJECT NO
LBT	DRAWN BY
MDS	CHKD BY

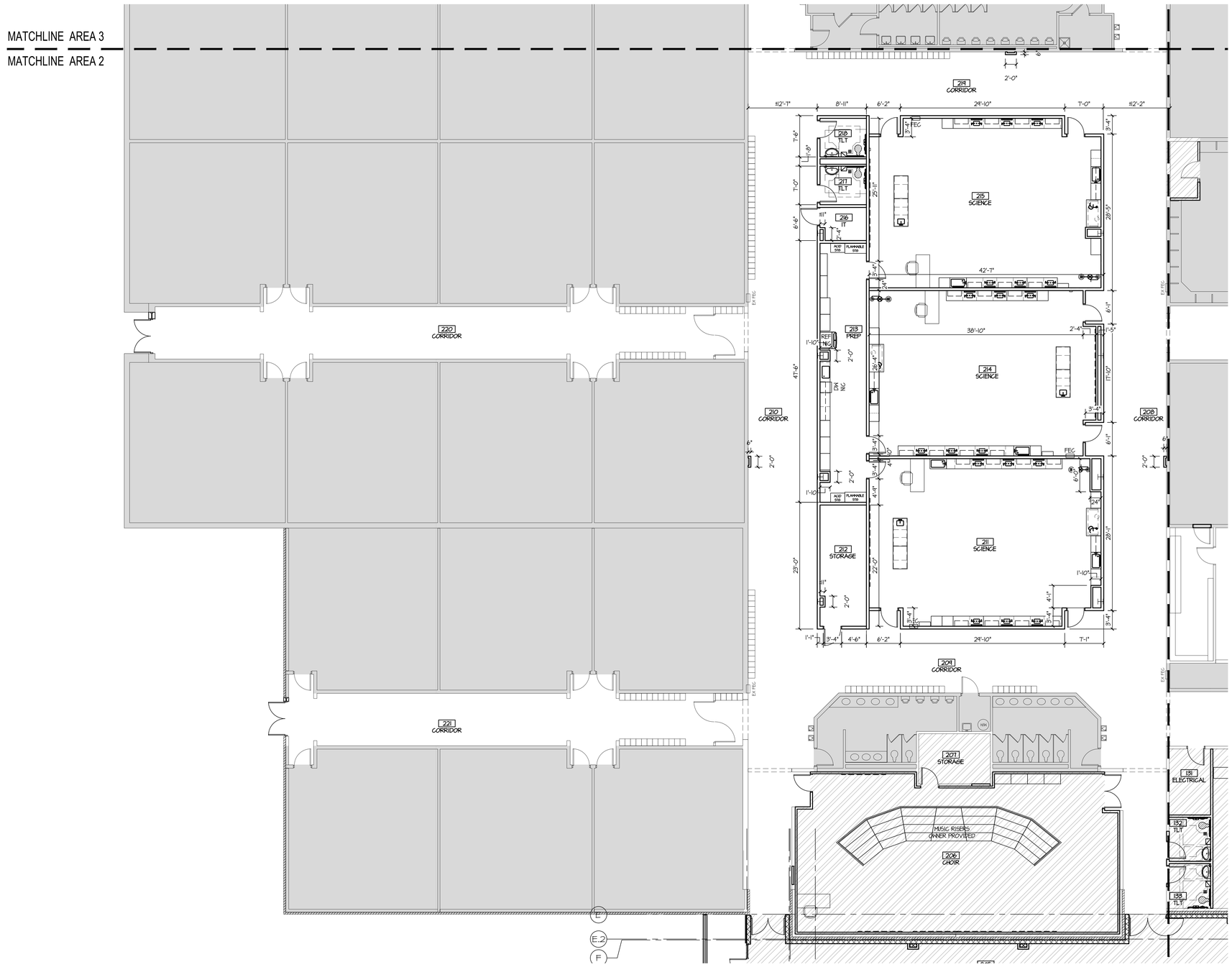
FLOOR PLAN
AREA 3 - DIMENSIONS

A113

SHEET TITLE

These drawings are subject to copyright protection as an "architectural work" under Section 102 of the Copyright Act, 17 U.S.C., as amended on December 1, 1990. The work includes the overall form as well as the arrangement and composition of spaces and elements in the design. These documents are not to be reproduced without the written consent of **the.stacy.group**.

Last Saved By: Lahey
Last Plot on: 11/25/2025 8:58 AM
Saved Plot to: 2025/2025 8 OWASSO 8TH GRADE ADDITION.rvt
Plot Scale: 1:1 (USER DEFAULTS IN DIALOG BOX)



11 FLOOR PLAN - AREA 3
SCALE: 1/8" = 1'-0"

the.stacy.group
architecture. interiors

8091 N. Owasso Expressway
Owasso, Oklahoma 74055
phone: 918.272.2622
web: stacy-group.com

STATE OF OKLAHOMA · JOSEPH A. STACY · REG. NO. 20853 · OWASSO, OK · 11.25.25 · OKLAHOMA LICENSED ARCHITECT

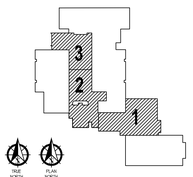
Copyright © the.stacy.group

OWASSO 8th GRADE ADDITION

OWASSO PUBLIC SCHOOLS

OWASSO, OK 2025

PROJECT



KEY PLAN

REVISIONS

11.25.25

ISSUE DATE

2407 | PROJECT NO
LBT | DRAWN BY
MDS | CHK'D BY

FLOOR PLAN
AREA 2 - DIMENSIONS
ALT #1

A114

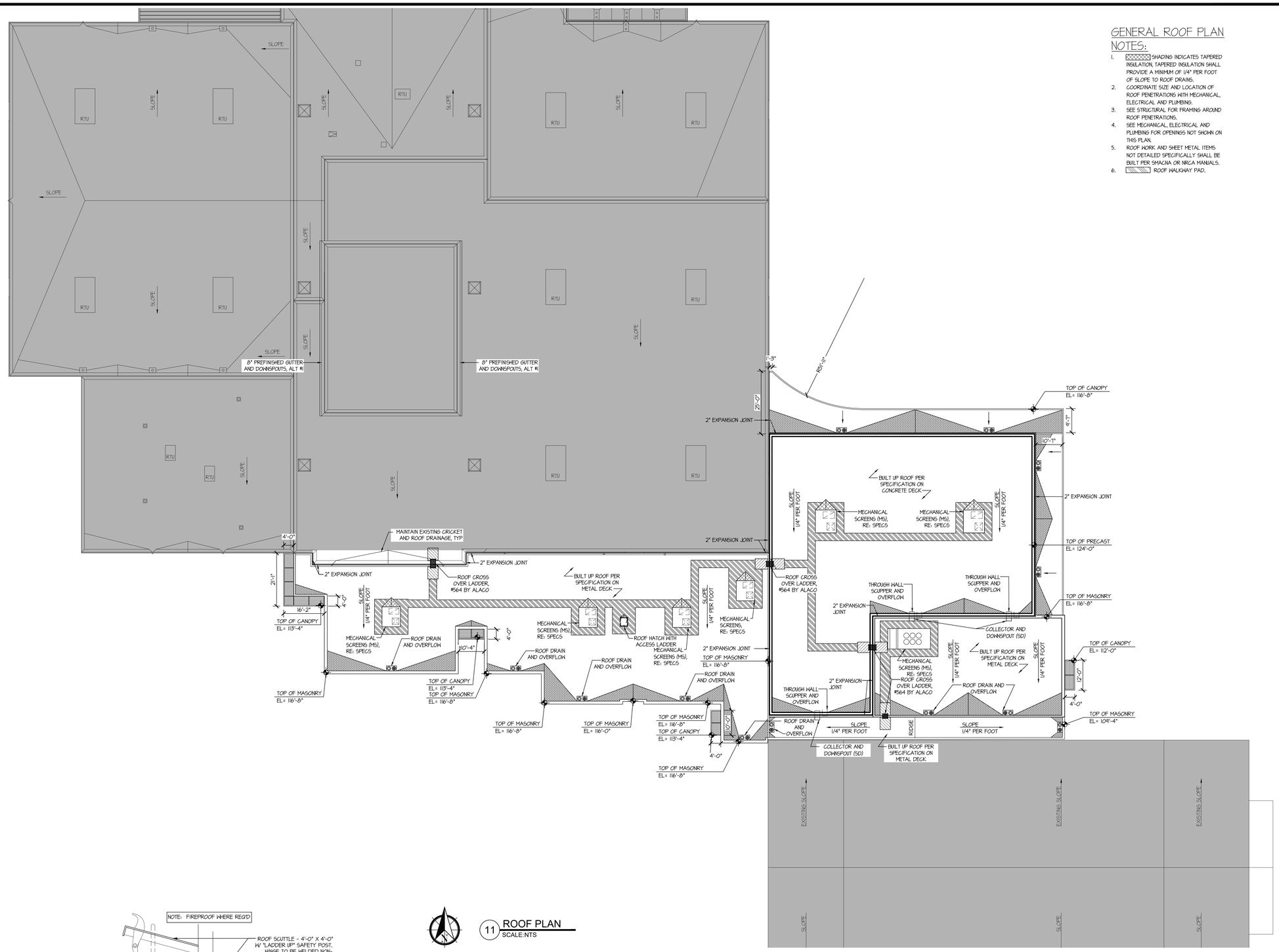
SHEET TITLE

These drawings are subject to copyright protection as an "architectural work" under Section 102 of the Copyright Act, 17 U.S.C., as amended on December 1, 1990. The work includes the overall form as well as the arrangement and composition of spaces and elements in the design. These documents are not to be reproduced without the written consent of **the.stacy.group**.

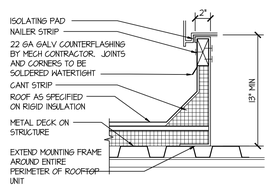
Last Saved By: Lindsey
Last Plotted: 11/25/2025 8:33:39 AM
Save Time: 11/25/2025 8:33:28 AM
File Name: I:\STACY\CAD\OWASSO\ARCHITECTURE\OWASSO 8TH GRADE ADDITION ALT 1.RVT

GENERAL ROOF PLAN NOTES:

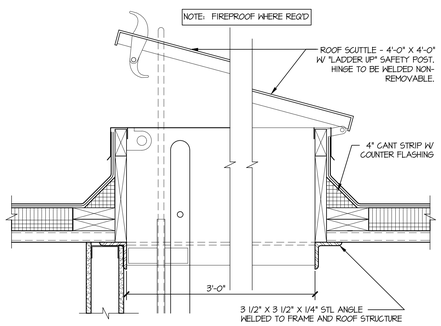
1. SHADING INDICATES TAPERED INSULATION, TAPERED INSULATION SHALL PROVIDE A MINIMUM OF 1/4" PER FOOT OF SLOPE TO ROOF DRAINS.
2. COORDINATE SIZE AND LOCATION OF ROOF PENETRATIONS WITH MECHANICAL, ELECTRICAL AND PLUMBING.
3. SEE STRUCTURAL FOR FRAMING AROUND ROOF PENETRATIONS.
4. SEE MECHANICAL, ELECTRICAL AND PLUMBING FOR OPENINGS NOT SHOWN ON THIS PLAN.
5. ROOF WORK AND SHEET METAL ITEMS NOT DETAILED SPECIFICALLY SHALL BE BUILT PER SMACNA OR NRCA MANUALS.
6. ROOF WALKWAY PAD.



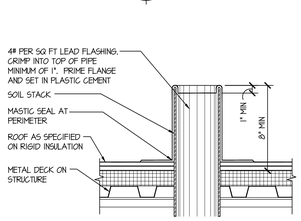
11 ROOF PLAN
SCALE:NTS



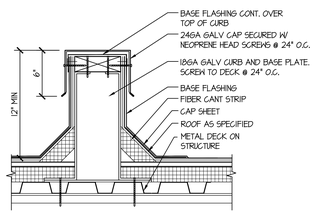
13 EQUIPMENT CURB DETAIL
SCALE:1-1/2" = 1'-0"



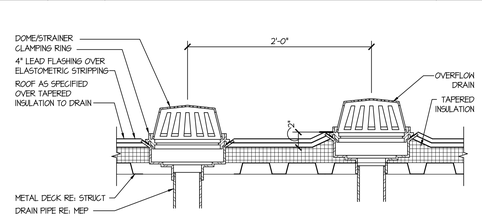
14 ROOF HATCH DETAIL
SCALE:1-1/2" = 1'-0"



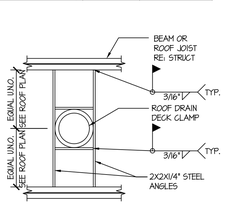
15 SOIL PIPE PENETRATION DETAIL
SCALE:1-1/2" = 1'-0"



16 ROOF DETAIL
SCALE:1-1/2" = 1'-0"



17 ROOF DRAIN/OVERFLOW DETAIL
SCALE:1-1/2" = 1'-0"



18 ROOF DRAIN FRAMING DETAIL
SCALE:1-1/2" = 1'-0"

the.stacy.group
architecture. interiors
8091 N. Owasso Expressway
Owasso, Oklahoma 74055
phone: 918.272.2622
web: stacy-group.com

STATE OF OKLAHOMA · MICHAEL D. STACY · REG. NO. 20853 · OWASSO · 11.25.25 · OKLAHOMA LICENSED ARCHITECT

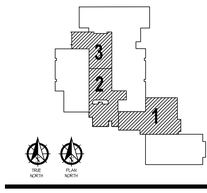
Copyright © the.stacy.group

OWASSO 8th GRADE ADDITION

OWASSO PUBLIC SCHOOLS

OWASSO, OK 2025

PROJECT



KEY PLAN

REVISIONS

11.25.25

ISSUE DATE

2407 | PROJECT NO
LJH | DRAWN BY
MDS | CHK'D BY

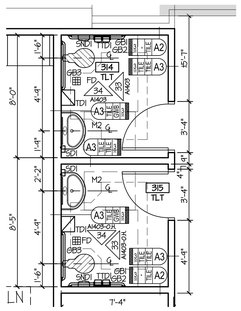
ROOF PLAN

A150

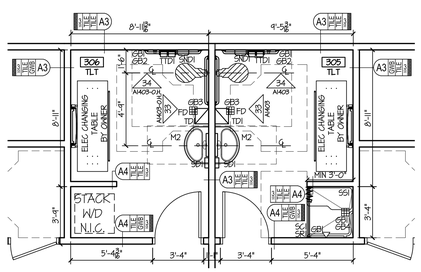
SHEET TITLE

These drawings are subject to copyright protection as an "architectural work" under Section 102 of the Copyright Act, 17 U.S.C., as amended on December 1, 1990. The work includes the overall form as well as the arrangement and composition of spaces and elements in the design. These documents are not to be reproduced without the written concent of **the.stacy.group**.

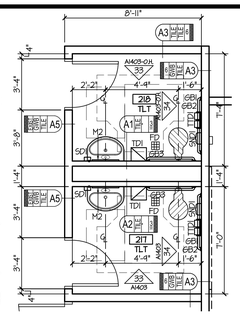
Last Saved By: Lindsey
Save Date/Time: 11/25/2025 8:23 AM
File Name: S:\2024\2407 OWASSO 8TH GRADE ADDITION\ARCH\2407 ROOF PLAN.DWG



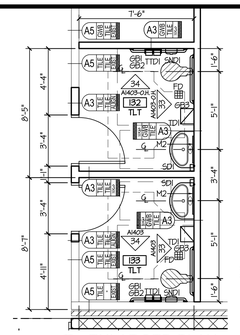
11 ENLARGED PLAN
SCALE: 1/4" = 1'-0"



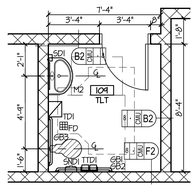
12 ENLARGED PLAN
SCALE: 1/4" = 1'-0"



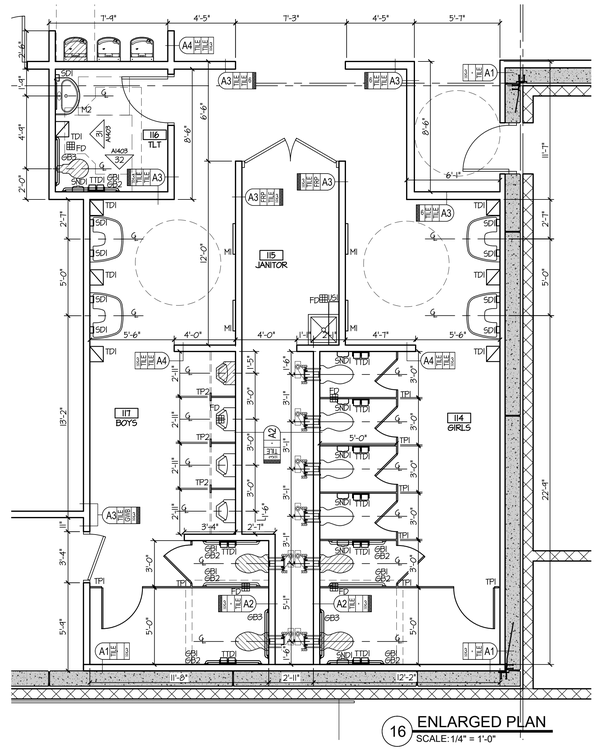
13 ENLARGED PLAN
SCALE: 1/4" = 1'-0"
ALT #1



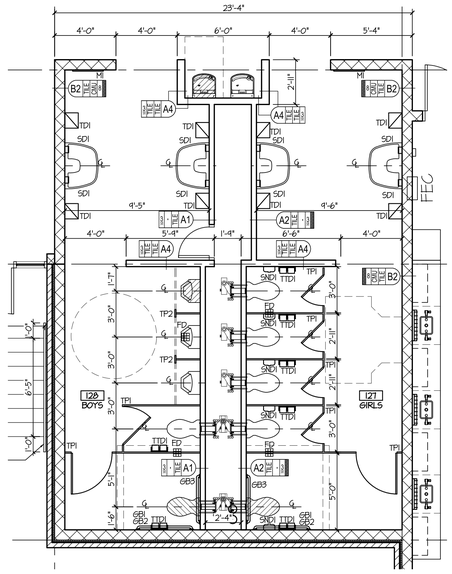
14 ENLARGED PLAN
SCALE: 1/4" = 1'-0"



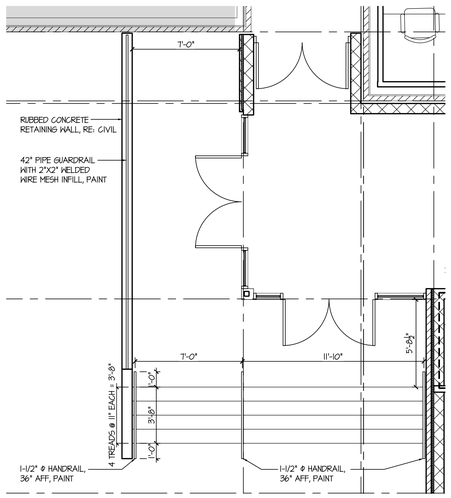
15 ENLARGED PLAN
SCALE: 1/4" = 1'-0"



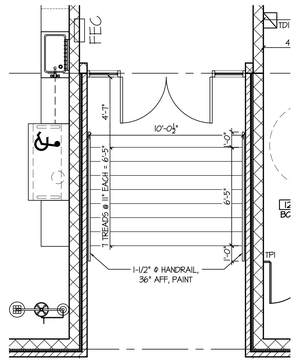
16 ENLARGED PLAN
SCALE: 1/4" = 1'-0"



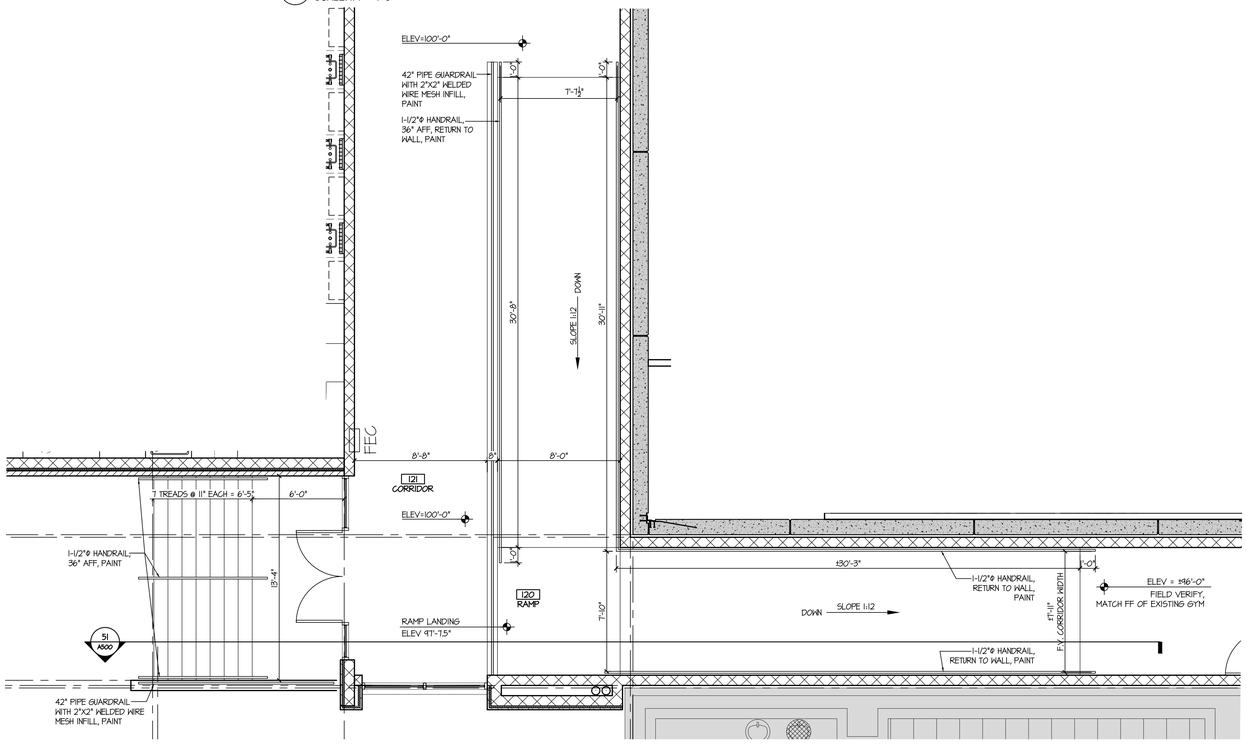
21 ENLARGED PLAN
SCALE: 1/4" = 1'-0"



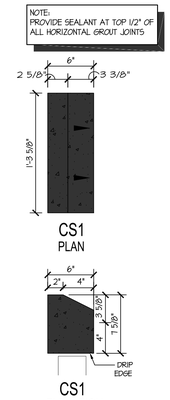
22 ENLARGED PLAN
SCALE: 1/4" = 1'-0"



23 ENLARGED PLAN
SCALE: 1/4" = 1'-0"



31 ENLARGED PLAN
SCALE: 1/4" = 1'-0"



32 CAST STONE PROFILES
SCALE: 1-1/2" = 1'-0"

the.stacy.group
architecture. interiors
8091 N. Owasso Expressway
Owasso, Oklahoma 74055
phone: 918.272.2622
web: stacy-group.com

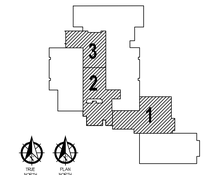


Copyright © the.stacy.group

OWASSO 8th GRADE ADDITION

OWASSO PUBLIC SCHOOLS

OWASSO, OK
2025
PROJECT



KEY PLAN

REVISIONS

11.25.25
ISSUE DATE

2407 | PROJECT NO
LJH | DRAWN BY
MDS | CHK'D BY

ENLARGED PLANS

A200
SHEET TITLE

These drawings are subject to copyright protection as an "architectural work" under Section 102 of the Copyright Act, 17 U.S.C., as amended on December 1, 1990. The work includes the overall form as well as the arrangement and composition of spaces and elements in the design. These documents are not to be reproduced without the written concent of **the.stacy.group**.

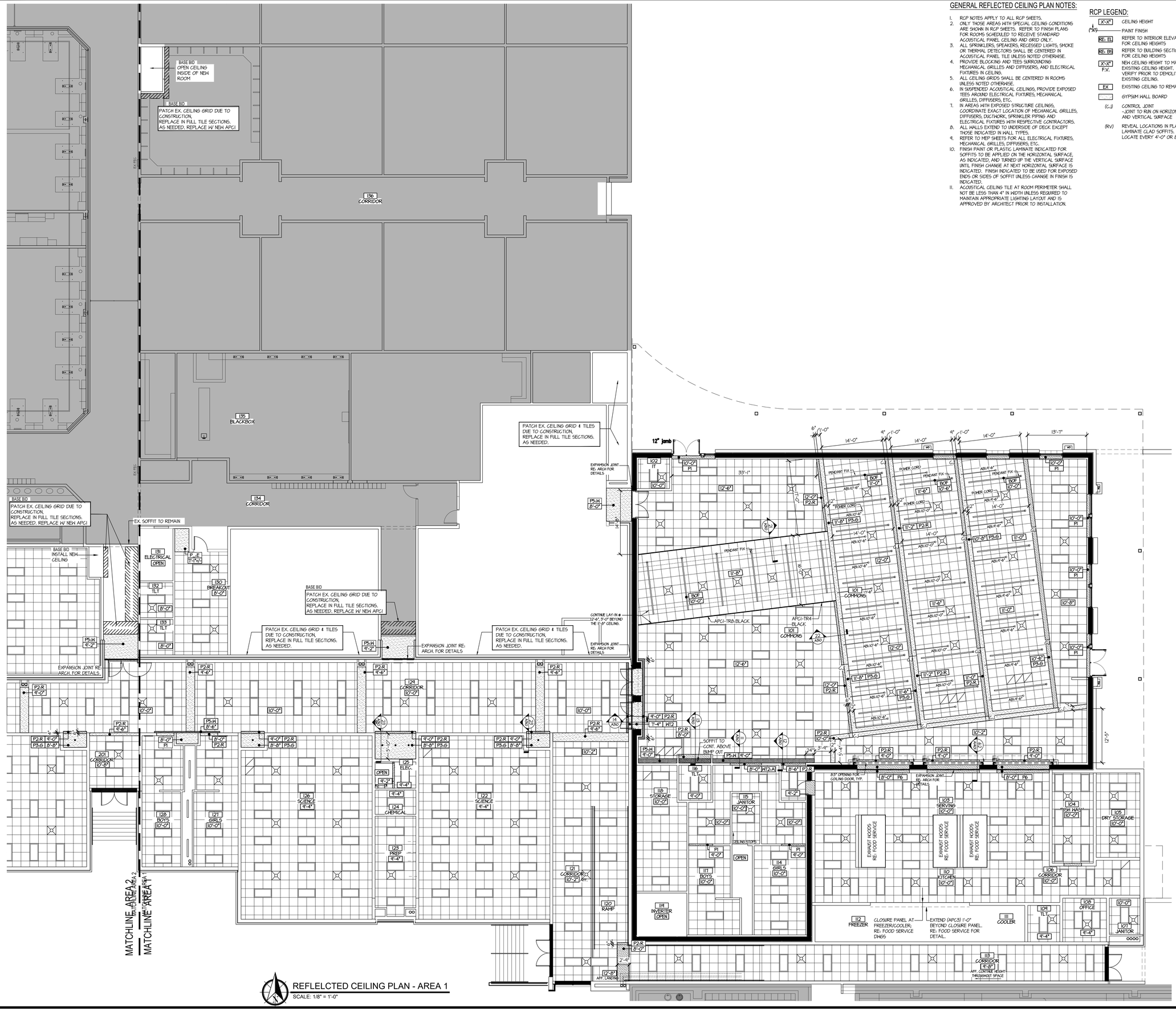
Last Saved By Lindsey
Saved Path: I:\2024\2407 Owasso 8th Grade Addition\ARCHITECTURAL\Sheets\A200 ENLARGED PLANS.dwg
Date Saved: 11/25/2025 8:59:27 AM

GENERAL REFLECTED CEILING PLAN NOTES:

1. RCP NOTES APPLY TO ALL RCP SHEETS.
2. ONLY THOSE AREAS WITH SPECIAL CEILING CONDITIONS ARE SHOWN IN RCP SHEETS. REFER TO FINISH PLANS FOR ROOMS SCHEDULED TO RECEIVE STANDARD ACOUSTICAL PANEL CEILING AND GRID ONLY.
3. ALL SPRINKLERS, SPEAKERS, RECESSED LIGHTS, SMOKE OR THERMAL DETECTORS SHALL BE CENTERED IN ACOUSTICAL PANEL TILE UNLESS NOTED OTHERWISE.
4. PROVIDE BLOCKING AND TEES SURROUNDING MECHANICAL GRILLES AND DIFFUSERS, AND ELECTRICAL FIXTURES IN CEILING.
5. ALL CEILING GRIDS SHALL BE CENTERED IN ROOMS UNLESS NOTED OTHERWISE.
6. IN SUSPENDED ACOUSTICAL CEILINGS, PROVIDE EXPOSED TEES AROUND ELECTRICAL FIXTURES, MECHANICAL GRILLES, DIFFUSERS, ETC.
7. IN AREAS WITH EXPOSED STRUCTURE CEILINGS, COORDINATE EXACT LOCATION OF MECHANICAL GRILLES, DIFFUSERS, DUCTWORK, SPRINKLER PIPING AND ELECTRICAL FIXTURES WITH RESPECTIVE CONTRACTORS.
8. ALL WALLS EXTEND TO UNDERSIDE OF DECK EXCEPT THOSE INDICATED IN WALL TYPES.
9. REFER TO MEP SHEETS FOR ALL ELECTRICAL FIXTURES, MECHANICAL GRILLES, DIFFUSERS, ETC.
10. FINISH PAINT OR PLASTIC LAMINATE INDICATED FOR SOFFITS TO BE APPLIED ON THE HORIZONTAL SURFACE, AS INDICATED, AND TURNED UP THE VERTICAL SURFACE UNTIL FINISH CHANGE AT NEXT HORIZONTAL SURFACE IS INDICATED. FINISH INDICATED TO BE USED FOR EXPOSED ENDS OR SIDES OF SOFFIT UNLESS CHANGE IN FINISH IS INDICATED.
11. ACOUSTICAL CEILING TILE AT ROOM PERIMETER SHALL NOT BE LESS THAN 4" IN WIDTH UNLESS REQUIRED TO MAINTAIN APPROPRIATE LIGHTING LAYOUT AND IS APPROVED BY ARCHITECT PRIOR TO INSTALLATION.

RCP LEGEND:

- X'-X" — CEILING HEIGHT
- (XX) — PAINT FINISH
- RE: E1 — REFER TO INTERIOR ELEVATIONS FOR CEILING HEIGHTS
- RE: B8 — REFER TO BUILDING SECTIONS FOR CEILING HEIGHTS
- X'-X" F.V. — NEW CEILING HEIGHT TO MATCH EXISTING CEILING HEIGHT. FIELD VERIFY PRIOR TO DEMOLITION OF EXISTING CEILING.
- EX — EXISTING CEILING TO REMAIN
- GYPSUM WALL BOARD
- (C.J.) — CONTROL JOINT - JOINT TO RUN ON HORIZONTAL AND VERTICAL SURFACE
- (RV) — REVEAL LOCATIONS IN PLASTIC LAMINATE CLAD SOFFITS, LOCATE EVERY 4'-0" OR 8'-0"



REFLELCTED CEILING PLAN - AREA 1
SCALE: 1/8" = 1'-0"

the.stacy.group
architecture. interiors
8091 N. Owasso Expressway
Owasso, Oklahoma 74055
phone: 918.272.2622
web: stacy-group.com

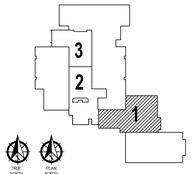
STATE OF OKLAHOMA — JOSHUA A. STACY — REG. #21653 — OWASSO — 11-25-25 — OKLAHOMA LICENSED ARCHITECT

Copyright © the.stacy.group

OWASSO 8th GRADE ADDITION

OWASSO PUBLIC SCHOOLS

OWASSO, OK
2025
PROJECT



KEY PLAN

NOTE:
REFRENCED SECTIONS MAY NOT COVER THE DETAILS OF THE ENTIRE SOFFIT. COORDINATE RCP & DETAILS WITH INTERIOR ELEVATIONS. NOTIFY ARCHITECT IF ADDITIONAL INFORMATION IS REQUIRED.

REVISIONS

11.25.25
ISSUE DATE

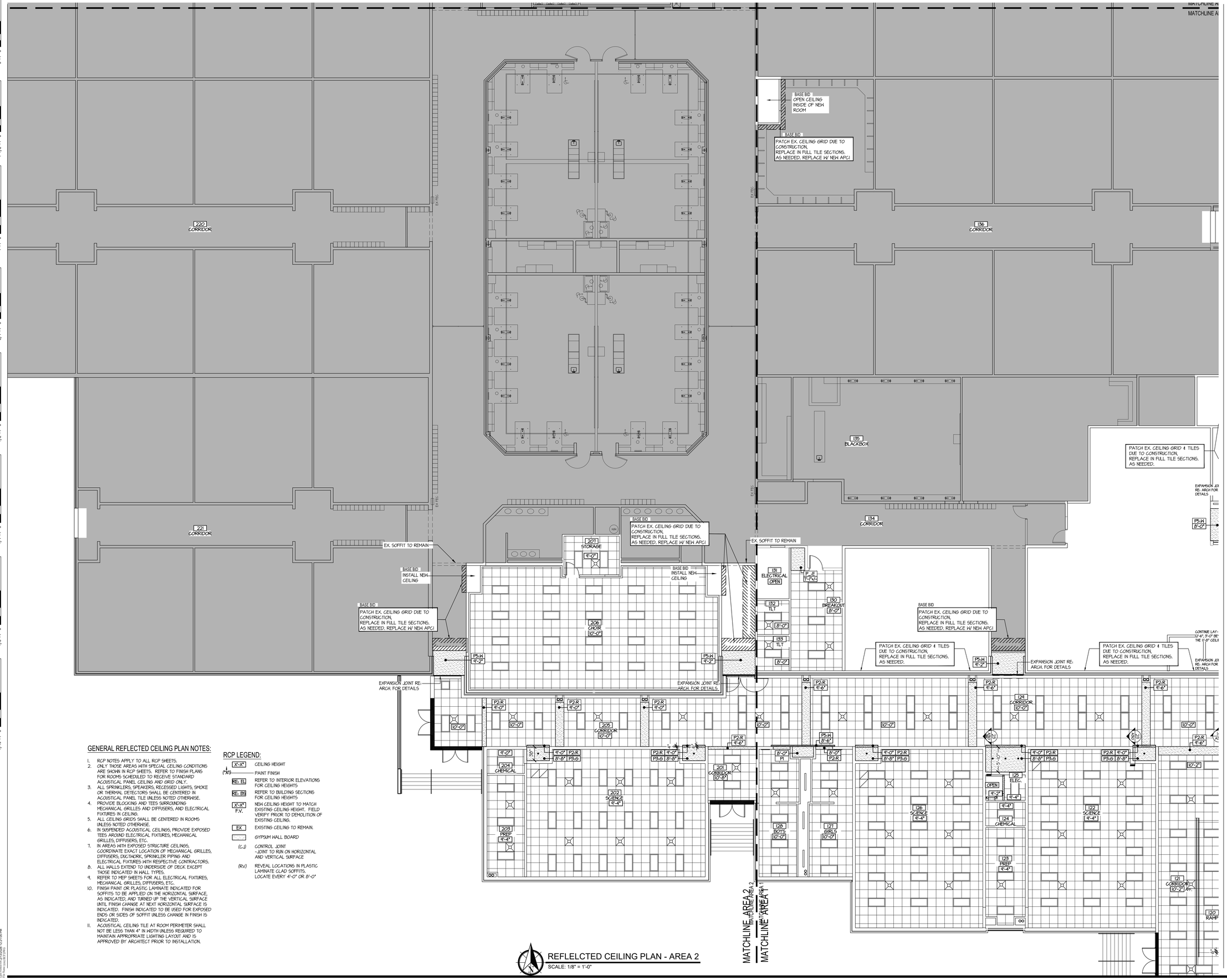
2407 | PROJECT NO
JLC | DRAWN BY
AAC | CHK'D BY

REFLECTED CEILING PLAN - AREA 1 BASE BID

A301
SHEET TITLE

These drawings are subject to copyright protection as an "architectural work" under Section 102 of the Copyright Act, 17 U.S.C., as amended on December 1, 1990. The work includes the overall form as well as the arrangement and composition of spaces and elements in the design. These documents are not to be reproduced without the written concent of **the.stacy.group**.

Last Saved By: bbowsher
Last Saved On: 11/25/2025 12:19:08 PM
Save Path: C:\Users\bbowsher\Documents\24-07 OWASSO_8TH GRADE_R24_bbowsher.rvt



REFLELCTED CEILING PLAN - AREA 2
SCALE: 1/8" = 1'-0"

GENERAL REFLECTED CEILING PLAN NOTES:

1. RCP NOTES APPLY TO ALL RCP SHEETS.
2. ONLY THOSE AREAS WITH SPECIAL CEILING CONDITIONS ARE SHOWN IN RCP SHEETS. REFER TO FINISH PLANS FOR ROOMS SCHEDULED TO RECEIVE STANDARD ACOUSTICAL PANEL CEILING AND GRID ONLY.
3. ALL SPRINKLERS, SPEAKERS, RECESSED LIGHTS, SMOKE OR THERMAL DETECTORS SHALL BE CENTERED IN ACOUSTICAL PANEL TILE UNLESS NOTED OTHERWISE.
4. PROVIDE BLOCKING AND TEES SURROUNDING MECHANICAL GRILLES AND DIFFUSERS, AND ELECTRICAL FIXTURES IN CEILING.
5. ALL CEILING GRIDS SHALL BE CENTERED IN ROOMS UNLESS NOTED OTHERWISE.
6. IN SUSPENDED ACOUSTICAL CEILINGS, PROVIDE EXPOSED TEES AROUND ELECTRICAL FIXTURES, MECHANICAL GRILLES, DIFFUSERS, ETC.
7. IN AREAS WITH EXPOSED STRUCTURE CEILINGS, COORDINATE EXACT LOCATION OF MECHANICAL GRILLES, DIFFUSERS, DUCTWORK, SPRINKLER PIPING AND ELECTRICAL FIXTURES WITH RESPECTIVE CONTRACTORS.
8. ALL WALLS EXTEND TO UNDERSIDE OF DECK EXCEPT THOSE INDICATED IN WALL TYPES.
9. REFER TO MEP SHEETS FOR ALL ELECTRICAL FIXTURES, MECHANICAL GRILLES, DIFFUSERS, ETC.
10. FINISH PAINT OR PLASTIC LAMINATE INDICATED FOR SOFFITS TO BE APPLIED ON THE HORIZONTAL SURFACE, AS INDICATED, AND TURNED UP THE VERTICAL SURFACE UNTIL FINISH CHANGE AT NEXT HORIZONTAL SURFACE IS INDICATED. FINISH INDICATED TO BE USED FOR EXPOSED ENDS OR SIDES OF SOFFIT UNLESS CHANGE IN FINISH IS INDICATED.
11. ACOUSTICAL CEILING TILE AT ROOM PERIMETER SHALL NOT BE LESS THAN 4" IN WIDTH UNLESS REQUIRED TO MAINTAIN APPROPRIATE LIGHTING LAYOUT AND IS APPROVED BY ARCHITECT PRIOR TO INSTALLATION.

RCP LEGEND:

X'-X"	CEILING HEIGHT
(MX)	PAINT FINISH
RE: EL	REFER TO INTERIOR ELEVATIONS FOR CEILING HEIGHTS
RE: BS	REFER TO BUILDING SECTIONS FOR CEILING HEIGHTS
X'-X" F.V.	NEW CEILING HEIGHT TO MATCH EXISTING CEILING HEIGHT. FIELD VERIFY PRIOR TO DEMOLITION OF EXISTING CEILING.
EX	EXISTING CEILING TO REMAIN.
	GYPSUM WALL BOARD
(C.J)	CONTROL JOINT - JOINT TO RUN ON HORIZONTAL AND VERTICAL SURFACE
(RV)	REVEAL LOCATIONS IN PLASTIC LAMINATE CLAD SOFFITS. LOCATE EVERY 4'-0" OR 8'-0"

the.stacy.group
architecture. interiors

8091 N. Owasso Expressway
Owasso, Oklahoma 74055
phone: 918.272.2622
web: stacy-group.com

STATE OF OKLAHOMA · JOSHUA L. STACY · REG. NO. 20803 · OWASSO · 11-25-25 · OKLAHOMA LICENSED ARCHITECT

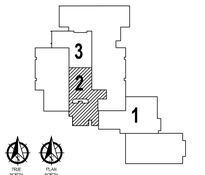
Copyright © the.stacy.group

OWASSO 8th GRADE ADDITION

OWASSO PUBLIC SCHOOLS

OWASSO, OK
2025

PROJECT



KEY PLAN

NOTE:
REFRENCED SECTIONS MAY NOT COVER THE DETAILS OF THE ENTIRE SOFFIT. COORDINATE RCP & DETAILS WITH INTERIOR ELEVATIONS. NOTIFY ARCHITECT IF ADDITIONAL INFORMATION IS REQUIRED.

REVISIONS

11.25.25
ISSUE DATE

2407 | PROJECT NO
JLC | DRAWN BY
AAC | CHK'D BY

REFLECTED CEILING PLAN - AREA 2 BASE BID

A302

SHEET TITLE

These drawings are subject to copyright protection as an "architectural work" under Section 102 of the Copyright Act, 17 U.S.C., as amended on December 1, 1990. The work includes the overall form as well as the arrangement and composition of spaces and elements in the design. These documents are not to be reproduced without the written concent of **the.stacy.group**.

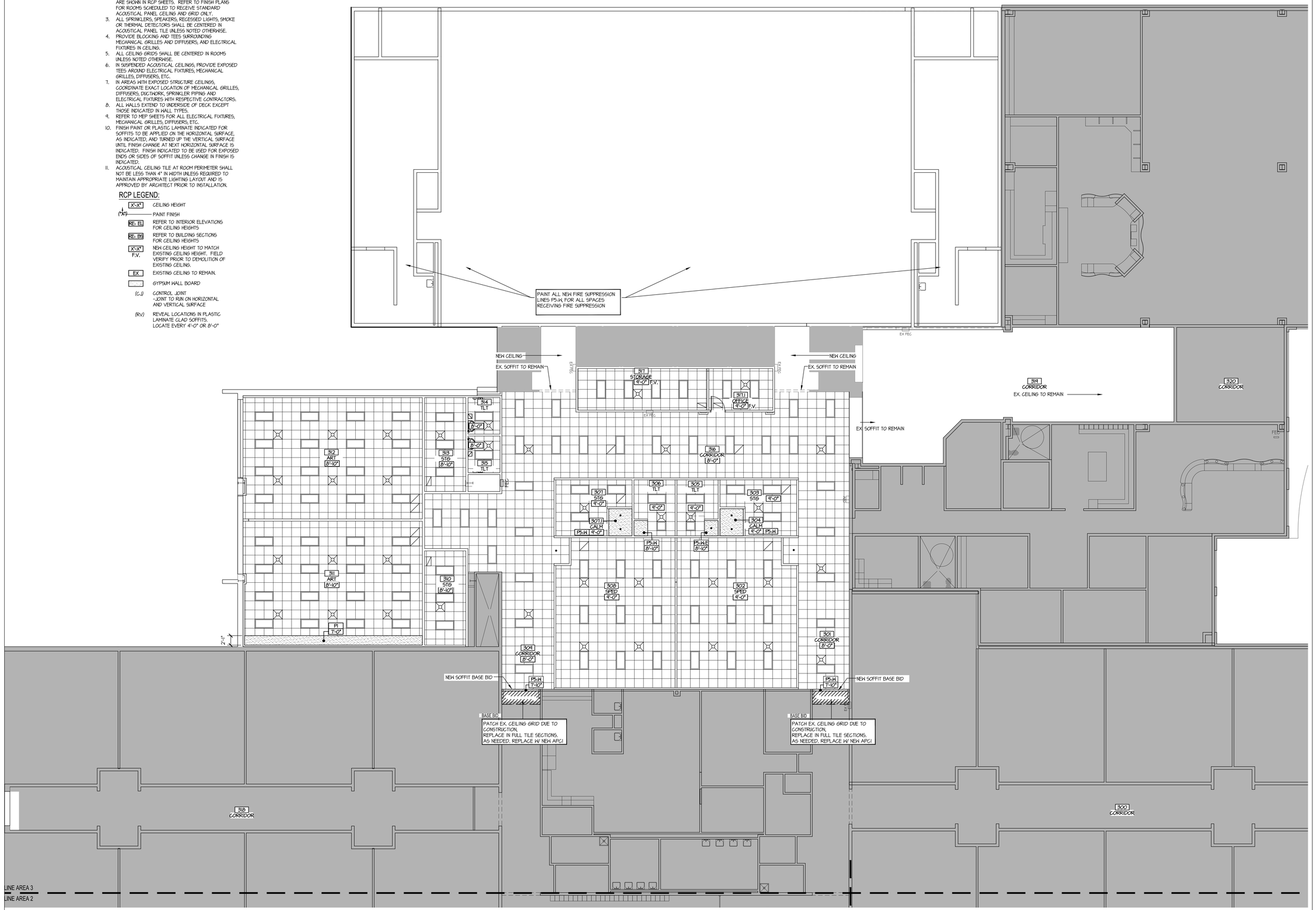
Last Saved By: jlcannon
Last Printed On: 11/25/2025 12:55 PM
Scale: As Noted @ 24x36
Scale: 50% @ 11x17

GENERAL REFLECTED CEILING PLAN NOTES:

1. RCP NOTES APPLY TO ALL RCP SHEETS.
2. ONLY THOSE AREAS WITH SPECIAL CEILING CONDITIONS ARE SHOWN IN RCP SHEETS. REFER TO FINISH PLANS FOR ROOMS SCHEDULED TO RECEIVE STANDARD ACOUSTICAL PANEL CEILING AND GRID ONLY.
3. ALL SPRINKLERS, SPEAKERS, RECESSED LIGHTS, SMOKE OR THERMAL DETECTORS SHALL BE CENTERED IN ACOUSTICAL PANEL TILE UNLESS NOTED OTHERWISE.
4. PROVIDE BLOCKING AND TEES SURROUNDING MECHANICAL GRILLES AND DIFFUSERS, AND ELECTRICAL FIXTURES IN CEILING.
5. ALL CEILING GRIDS SHALL BE CENTERED IN ROOMS UNLESS NOTED OTHERWISE.
6. IN SUSPENDED ACOUSTICAL CEILINGS, PROVIDE EXPOSED TEES AROUND ELECTRICAL FIXTURES, MECHANICAL GRILLES, DIFFUSERS, ETC.
7. IN AREAS WITH EXPOSED STRUCTURE CEILINGS, COORDINATE EXACT LOCATION OF MECHANICAL GRILLES, DIFFUSERS, DUCTWORK, SPRINKLER PIPING AND ELECTRICAL FIXTURES WITH RESPECTIVE CONTRACTORS.
8. ALL WALLS EXTEND TO UNDERSIDE OF DECK EXCEPT THOSE INDICATED IN WALL TYPES.
9. REFER TO MEP SHEETS FOR ALL ELECTRICAL FIXTURES, MECHANICAL GRILLES, DIFFUSERS, ETC.
10. FINISH PAINT OR PLASTIC LAMINATE INDICATED FOR SOFFITS TO BE APPLIED ON THE HORIZONTAL SURFACE, AS INDICATED, AND TURNED UP THE VERTICAL SURFACE UNTIL FINISH CHANGE AT NEXT HORIZONTAL SURFACE IS INDICATED. FINISH INDICATED TO BE USED FOR EXPOSED ENDS OR SIDES OF SOFFIT UNLESS CHANGE IN FINISH IS INDICATED.
11. ACOUSTICAL CEILING TILE AT ROOM PERIMETER SHALL NOT BE LESS THAN 4" IN WIDTH UNLESS REQUIRED TO MAINTAIN APPROPRIATE LIGHTING LAYOUT AND IS APPROVED BY ARCHITECT PRIOR TO INSTALLATION.

RCP LEGEND:

- X'-X" — CEILING HEIGHT
- (*A9) — PAINT FINISH
- RE. EL — REFER TO INTERIOR ELEVATIONS FOR CEILING HEIGHTS
- RE. BS — REFER TO BUILDING SECTIONS FOR CEILING HEIGHTS
- X'-X" F.V. — NEW CEILING HEIGHT TO MATCH EXISTING CEILING HEIGHT. FIELD VERIFY PRIOR TO DEMOLITION OF EXISTING CEILING.
- EX — EXISTING CEILING TO REMAIN.
- GYPSUM WALL BOARD
- (C.J) — CONTROL JOINT - JOINT TO RUN ON HORIZONTAL AND VERTICAL SURFACE
- (RV) — REVEAL LOCATIONS IN PLASTIC LAMINATE CLAD SOFFITS. LOCATE EVERY 4'-0" OR 8'-0"



REFLELCTED CEILING PLAN - AREA 3
SCALE: 1/8" = 1'-0"

the.stacy.group
architecture. interiors
8091 N. Owasso Expressway
Owasso, Oklahoma 74055
phone: 918.272.2622
web: stacy-group.com

STATE OF OKLAHOMA — REGISTERED — REG. NO. 20053 — OWASSO — 11-25-25 — OKLAHOMA LICENSED ARCHITECT

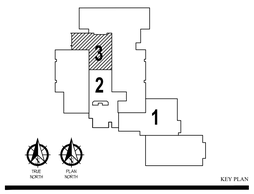
Copyright © the.stacy.group

OWASSO 8th GRADE ADDITION

OWASSO PUBLIC SCHOOLS

OWASSO, OK 2025

PROJECT



KEY PLAN

NOTE:
REFRENCED SECTIONS MAY NOT COVER THE DETAILS OF THE ENTIRE SOFFIT. COORDINATE RCP & DETAILS WITH INTERIOR ELEVATIONS. NOTIFY ARCHITECT IF ADDITIONAL INFORMATION IS REQUIRED.

REVISIONS

11.25.25

ISSUE DATE

2407 | PROJECT NO
JLC | DRAWN BY
AAC | CHK'D BY

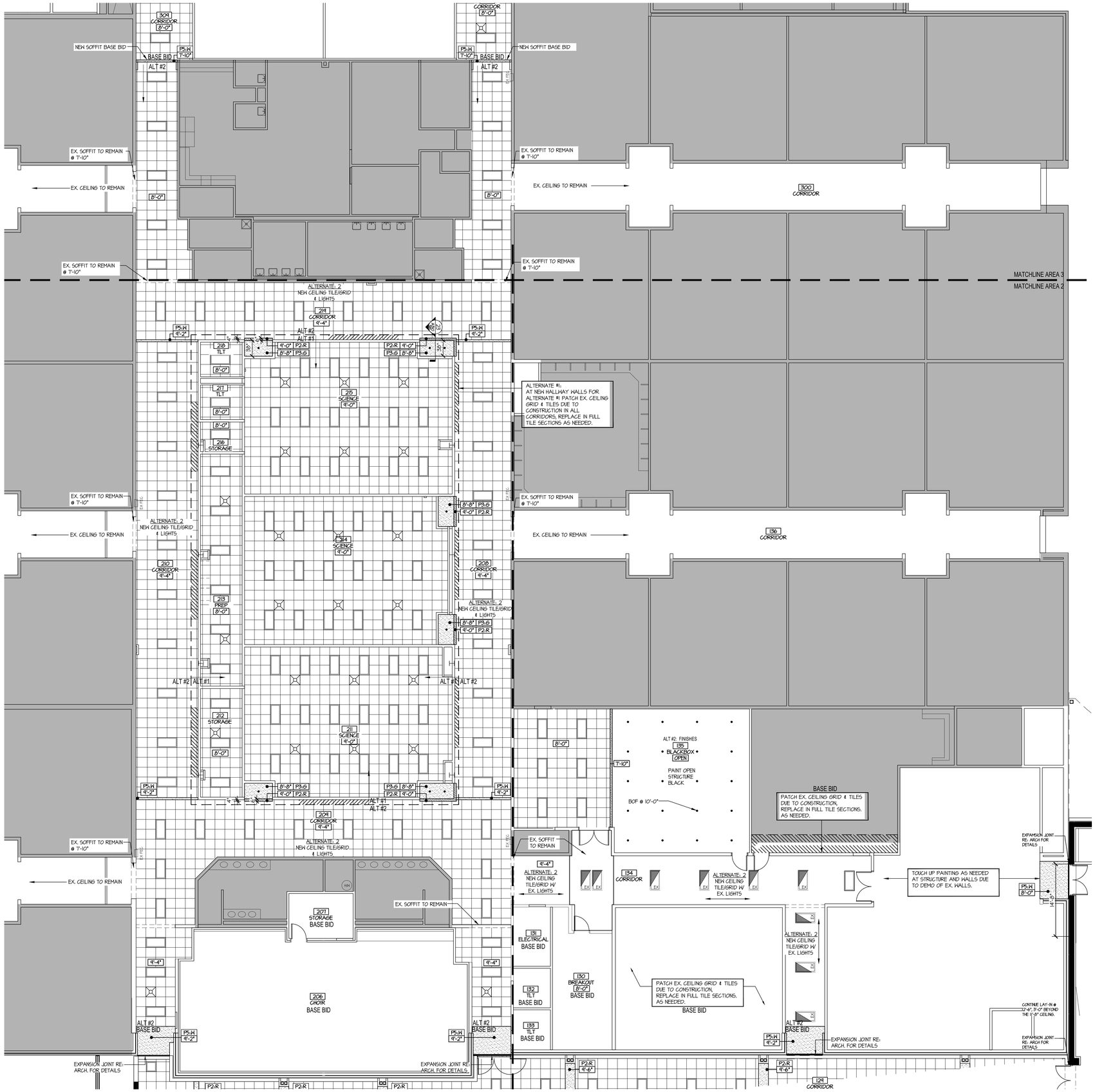
REFLECTED CEILING PLAN - AREA 3 BASE BID

A303

SHEET TITLE

These drawings are subject to copyright protection as an "architectural work" under Section 102 of the Copyright Act, 17 U.S.C., as amended on December 1, 1990. The work includes the overall form as well as the arrangement and composition of spaces and elements in the design. These documents are not to be reproduced without the written concent of **the.stacy.group**.

Last Saved By: bdavenport
Last Plotted By: 2025\2025008 11.22.25.PM
Scale: 1/8" = 1'-0"



GENERAL REFLECTED CEILING PLAN NOTES:

1. RCP NOTES APPLY TO ALL RCP SHEETS.
2. ONLY THOSE AREAS WITH SPECIAL CEILING CONDITIONS ARE SHOWN IN RCP SHEETS. REFER TO FINISH PLANS FOR ROOMS SCHEDULED TO RECEIVE STANDARD ACOUSTICAL PANEL CEILING AND GRID ONLY.
3. ALL SPRINKLERS, SPEAKERS, RECESSED LIGHTS, SMOKE OR THERMAL DETECTORS SHALL BE CENTERED IN ACOUSTICAL PANEL TILE UNLESS NOTED OTHERWISE.
4. PROVIDE BLOCKING AND TEES SURROUNDING MECHANICAL GRILLES AND DIFFUSERS, AND ELECTRICAL FIXTURES IN CEILING.
5. ALL CEILING GRIDS SHALL BE CENTERED IN ROOMS UNLESS NOTED OTHERWISE.
6. IN SUSPENDED ACOUSTICAL CEILINGS, PROVIDE EXPOSED TEES AROUND ELECTRICAL FIXTURES, MECHANICAL GRILLES, DIFFUSERS, ETC.
7. IN AREAS WITH EXPOSED STRUCTURE CEILINGS, COORDINATE EXACT LOCATION OF MECHANICAL GRILLES, DIFFUSERS, DUCTWORK, SPRINKLER PIPING AND ELECTRICAL FIXTURES WITH RESPECTIVE CONTRACTORS.
8. ALL WALLS EXTEND TO UNDERSIDE OF DECK EXCEPT THOSE INDICATED IN WALL TYPES.
9. REFER TO MEP SHEETS FOR ALL ELECTRICAL FIXTURES, MECHANICAL GRILLES, DIFFUSERS, ETC.
10. FINISH PAINT OR PLASTIC LAMINATE INDICATED FOR SOFFITS TO BE APPLIED ON THE HORIZONTAL SURFACE, AS INDICATED, AND TURNED UP THE VERTICAL SURFACE UNTIL FINISH CHANGE AT NEXT HORIZONTAL SURFACE IS INDICATED. FINISH INDICATED TO BE USED FOR EXPOSED ENDS OR SIDES OF SOFFIT UNLESS CHANGE IN FINISH IS INDICATED.
11. ACOUSTICAL CEILING TILE AT ROOM PERIMETER SHALL NOT BE LESS THAN 4" IN WIDTH UNLESS REQUIRED TO MAINTAIN APPROPRIATE LIGHTING LAYOUT AND IS APPROVED BY ARCHITECT PRIOR TO INSTALLATION.

RCP LEGEND:

X'-X"	CEILING HEIGHT
(X#)	PAINT FINISH
RE: EL	REFER TO INTERIOR ELEVATIONS FOR CEILING HEIGHTS
RE: BS	REFER TO BUILDING SECTIONS FOR CEILING HEIGHTS
X'-X" F.V.	NEW CEILING HEIGHT TO MATCH EXISTING CEILING HEIGHT. FIELD VERIFY PRIOR TO DEMOLITION OF EXISTING CEILING.
EX	EXISTING CEILING TO REMAIN.
	GYPSUM WALL BOARD
(C.J)	CONTROL JOINT -JOINT TO RUN ON HORIZONTAL AND VERTICAL SURFACE
(RV)	REVEAL LOCATIONS IN PLASTIC LAMINATE CLAD SOFFITS. LOCATE EVERY 4'-0" OR 8'-0"

RCP - AREA 2 - ALTERNATE 1 & 2

SCALE: 1/8" = 1'-0"

the.stacy.group
architecture. interiors
8091 N. Owasso Expressway
Owasso, Oklahoma 74055
phone: 918.272.2622
web: stacy-group.com

STATE OF OKLAHOMA · JAMES E. STACY · REG. NO. 20003 · OWASSO · 11-25-25 · OKLAHOMA LICENSED ARCHITECT

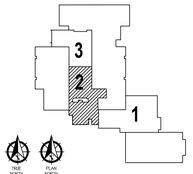
Copyright @ the.stacy.group

OWASSO 8th GRADE ADDITION

OWASSO PUBLIC SCHOOLS

OWASSO, OK 2025

PROJECT



KEY PLAN

NOTE:
REFRENCED SECTIONS MAY NOT COVER THE DETAILS OF THE ENTIRE SOFFIT. COORDINATE RCP & DETAILS WITH INTERIOR ELEVATIONS. NOTIFY ARCHITECT IF ADDITIONAL INFORMATION IS REQUIRED.

REVISIONS

11.25.25

ISSUE DATE

2407 | PROJECT NO
JLC | DRAWN BY
AAC | CHKD BY

REFLECTED CEILING PLAN - AREA 2 ALTERNATE 1 & 2

A304

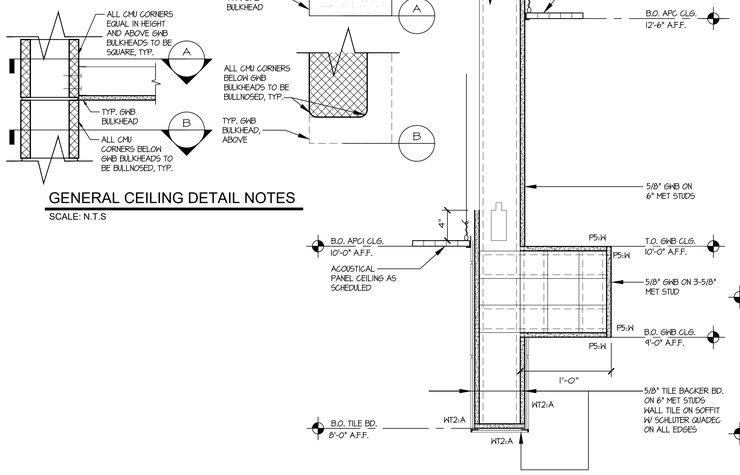
SHEET TITLE

These drawings are subject to copyright protection as an "architectural work" under Section 102 of the Copyright Act, 17 U.S.C., as amended on December 1, 1990. The work includes the overall form as well as the arrangement and composition of spaces and elements in the design. These documents are not to be reproduced without the written concent of **the.stacy.group**.

Last Saved By: jclemmer
Last Printed On: 11/25/2025 12:26:39 PM
Plot Scale: 1/8" = 1'-0"
Plot Device: 30 x 42 (.stb)

GENERAL CEILING DETAIL NOTE:

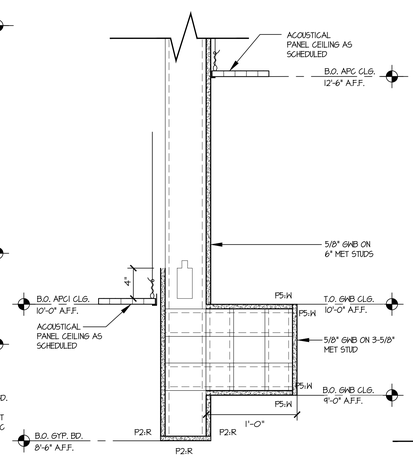
1. GYPSUM BOARD OVER 3 5/8" METAL FRAMING (U.N.O.) AT 1'-4" O.C. W/ 3 5/8" METAL FRAMING (U.N.O.) BRACES, STAGGERED, AT 4'-0" O.C. - ANCHOR FRAMING TO STRUCTURE ABOVE W/ CONT. 18 GA. RUNNER TRACK MECHANICALLY ATTACHED TO 3"X3"X 3/16" ANGLE, WHICH IS MECHANICALLY ATTACHED TO STEEL STRUCTURE, TYP.
2. DETAILS MAY BE REVERSE HAND. RE: RCP.



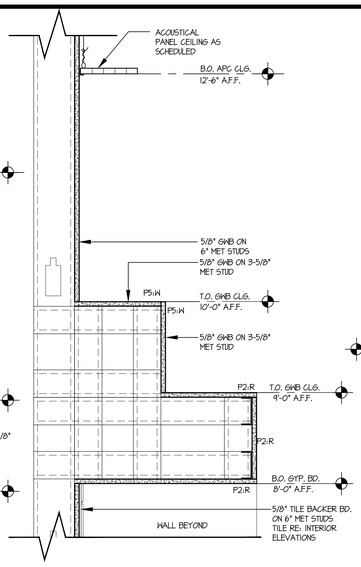
GENERAL CEILING DETAIL NOTES

SCALE: N.T.S

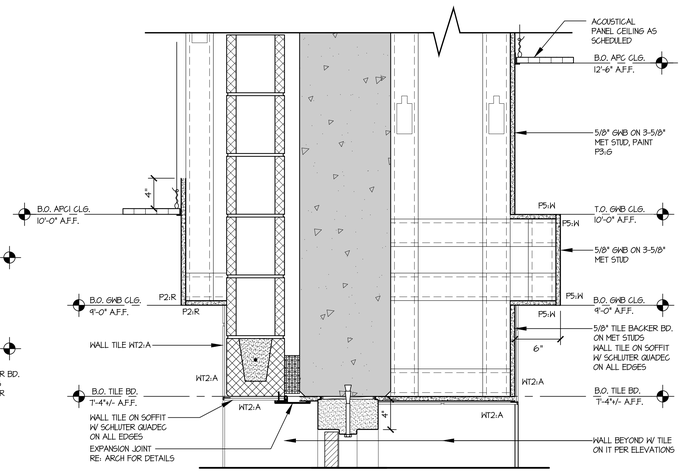
11 CEILING DETAIL
SCALE:1 1/2" = 1'-0"



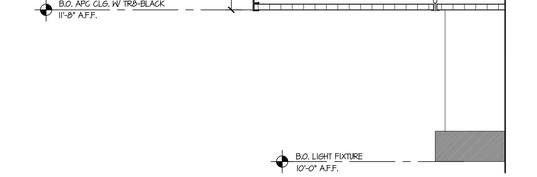
12 CEILING DETAIL
SCALE:1 1/2" = 1'-0"



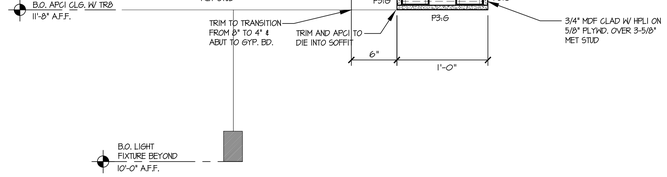
13 CEILING DETAIL
SCALE:1 1/2" = 1'-0"



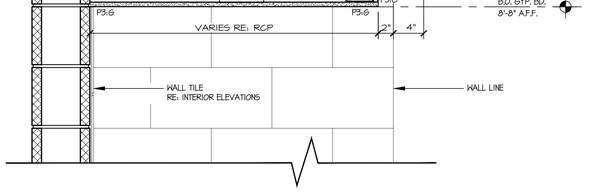
14 CEILING DETAIL
SCALE:1 1/2" = 1'-0"



21 CEILING DETAIL
SCALE:1 1/2" = 1'-0"



22 CEILING DETAIL
SCALE:1 1/2" = 1'-0"



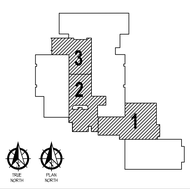
23 CEILING DETAIL
SCALE:1 1/2" = 1'-0"

the.stacy.group
architecture. interiors
8091 N. Owasso Expressway
Owasso, Oklahoma 74055
phone: 918.272.2622
web: stacy-group.com

Copyright © the.stacy.group

OWASSO 8th GRADE ADDITION

OWASSO PUBLIC SCHOOLS
OWASSO, OK
2025
PROJECT



KEY PLAN

NOTES FOR SOFFITS CLAD WITH PLASTIC LAMINATE PANELS:

1. 5/8" PLYWD. SUBSTRATE BY FRAMING SUB. FOR PLAM. PANEL CONNECTION BY MILLWORK SUB.
2. PLAM. PANELS AND REQUIRED BLOCKING BY MILLWORK SUB.
3. ALL PLAM. PANELS TO RECEIVE A MITER FOLD AT OUTSIDE CORNERS WHERE POSSIBLE.
4. ALL EDGES OF PLAM. PANELS TO BE SELF LAMINATE. NO PVC EDGEBANDING.
5. ALL FASTENERS TO BE CONCEALED. IF A 3/4" PANEL WITH DIRECT ATTACHMENT IS TO BE USED PROVIDE A MATCHING PLAM. PLUG WHERE COUNTERSUNK MECHANICAL FASTENER IS USED UNLESS NOTED OTHERWISE FOR POST LAMINATE IN FIELD.

REVISIONS

11.25.25
ISSUE DATE

2407 | PROJECT NO
JLC | DRAWN BY
AAC | CHKD BY

CEILING DETAILS

A310
SHEET TITLE

These drawings are subject to copyright protection as an "architectural work" under Section 102 of the Copyright Act, 17 U.S.C., as amended on December 1, 1990. The work includes the overall form as well as the arrangement and composition of spaces and elements in the design. These documents are not to be reproduced without the written concent of **the.stacy.group**.

Last Saved By: Johnnie
Last Saved On: 2/19/2026 1:08:03 PM
Last Plotted On: 2/19/2026 1:08:03 PM
File Location: C:\Users\JOHNNIE~1\AppData\Local\Temp\AcPublish_19540\Ceiling Details.dwg

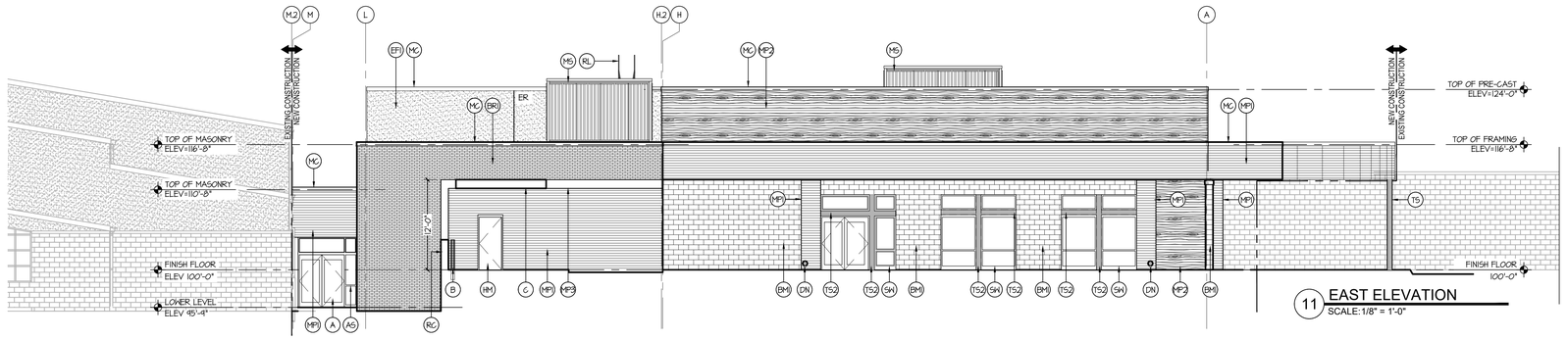
EXTERIOR FINISH SCHEDULE					
MARK	MATERIAL	MFGR.	STYLE/FINISH	COLOR	REMARKS
A	ALUMINUM DOOR	KAWNEER		BLACK ANODIZED	
AS	ALUMINUM STOREFRONT	KAWNEER	TRIFAB 451-T/PERMADIZE	BLACK ANODIZED	FRONT GLAZED
B	STEEL BOLLARD			PAINT, BLACK	RE: CIVIL
BRI	BRICK	INTERSTATE	WALNUT		
BMI	BURNISHED MASONRY UNIT	TRENNYTH	TRENDSTONE PLUS	SPICE	
C	PREMANUFACTURED CANOPY	MAPES	14" SMOOTH FACE FASCIA	BLACK	RE: STRUCT FOR ATTACHMENT
CSI-CS3	CAST STONE			FROM FULL LINE	RE: 32/A200
DN	DOWNSPOUT NOZZLE				RE: PLUMBING
EFI	EIFS	DRYVIT	SANDPEBBLE FINE	MATCH EXISTING	PROVIDE SAMPLE
EJC	EXPANSION JOINT COVER	CS GROUP	RE: DWGS	FROM FULL LINE	

MARK	MATERIAL	MFGR.	STYLE/FINISH	COLOR	REMARKS
ER	EIFS REVEAL- 1" VEE				
GL	GLAZING		SAFE HAVEN DEFENSE RIOT RESISTANT FILM WITH SILICONE ANCHORING		
HM	HOLLOW METAL DOOR AND FRAME		PRIME AND PAINT	BLACK	
HR	GUARDRAIL/HANDRAIL		PRIME AND PAINT	BLACK	
LT	WALL MOUNTED LIGHT				RE: LIGHT FIXTURE SCHEDULE
MC	PRE-FINISHED METAL COPING	BERRIDGE		MATTE BLACK	
ML	PRE-FINISHED METAL LOUVER				RE: MECHANICAL
MP1	PREFORMED METAL PANEL	AL 13	6" PLANK	EMERY METALLIC	
MP2	PREFORMED METAL PANEL	AL 13	6" PLANK	DARK EUROPEAN CHERRY	
MP3	PREFORMED METAL PANEL	AL 13	6" PLANK	ORCA BLACK	
MPR	PREFORMED METAL PANEL	BERRIDGE	HS-12	FROM FULL LINE	

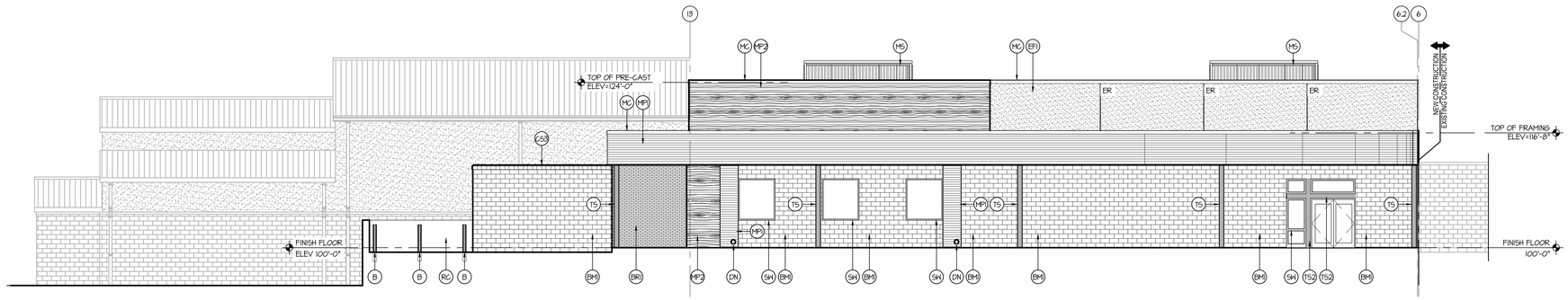
MARK	MATERIAL	MFGR.	STYLE/FINISH	COLOR	REMARKS
MS	MECHANICAL SCREEN	CITYSCAPES		FROM FULL LINE	
RC	RUBBED CONCRETE				
RL	ROOF LADDER	ALACO	#564		W/ CROSSOVER PLATFORM
SD	GUTR. BOX AND DOWNSPOUT			FROM FULL LINE	
SO	SCUPPER OVERFLOW			FROM FULL LINE	
SW	STORM WINDOW	SURVIVALITE		BLACK ANODIZED	
TS	TUBE STEEL BEAM		PAINT: PM SHERWIN WILLIAMS: 6258 TRICORN BLACK		ARCH STEEL, GRIND SMOOTH OF ALL MARKINGS
TS2	TUBE STEEL		WRAP WITH BRAKE MTL TO MATCH SW		RE: STRUCT

ELEVATION GENERAL/ SPECIFIC NOTES:

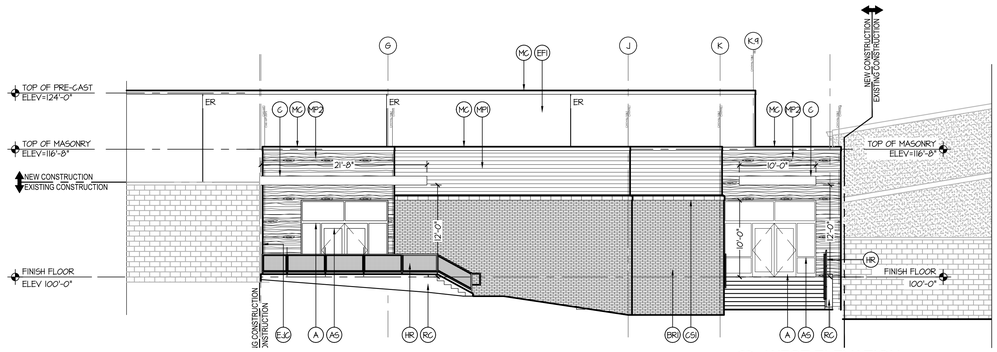
1. GENERAL NOTES APPLY TO ALL ELEVATION SHEETS.
2. ALL EXPOSED STEEL IS CONSIDERED ARCHITECTURAL STEEL. IT SHALL BE GROUND SMOOTH OF ALL MARKINGS AND ALL WELDS ARE TO BE GROUND SMOOTH. ANY GRIND MARKS, SCRATCHES, OR OTHER DAMAGE IN THE GALVANIZING SHALL BE REPAIRED PRIOR TO PAINTING.
3. ALL EXPOSED STEEL AND METAL DECK TO BE GALVANIZED.
4. ALL EIFS TO RECEIVE WATER RESISTIVE COATING ON SHEATHING PER MANUFACTURERS STANDARD. REFER TO EIFS SPECIFICATION.
5. PROVIDE CONCRETE SPLASH BLOCKS FOR ROOF DRAIN SCUPPERS AND DOWNSPOUTS WHERE THEY OCCUR IF NOT AT A SIDEWALK.
6. ALL COLORS NOTED TO MATCH EXISTING MUST BE APPROVED BY ARCHITECT
7. COORDINATE HEIGHT OF EXTERIOR LIGHTING WITH ARCHITECT
8. SEALANT COLOR TO MATCH ADJACENT SURFACE. ALL COLORS TO BE APPROVED BY ARCHITECT PRIOR TO INSTALLATION.
9. MASONRY CONTROL JOINTS SHOWN ON ARCHITECTURAL ELEVATIONS ARE FOR MASONRY VENEER ONLY. REFER TO STRUCTURAL FOR CONTROL JOINTS IN STRUCTURAL WALLS.



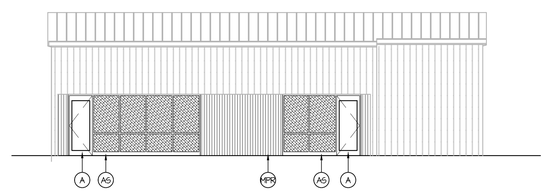
11 EAST ELEVATION
SCALE: 1/8" = 1'-0"



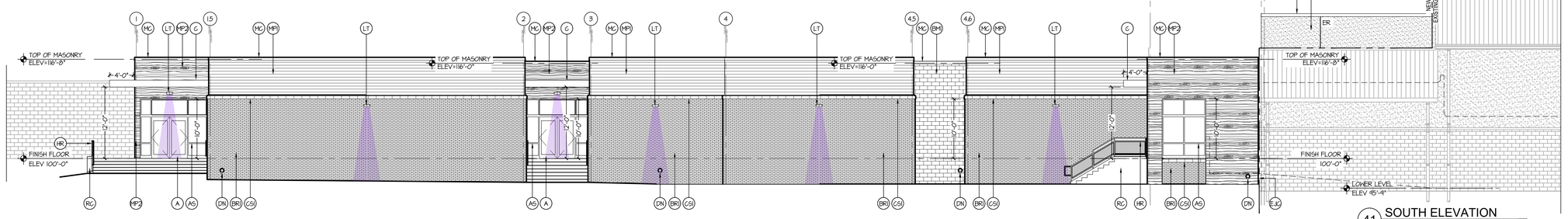
21 NORTH ELEVATION
SCALE: 1/8" = 1'-0"



31 WEST ELEVATION
SCALE: 1/8" = 1'-0"



32 WEST ELEVATION
SCALE: 1/8" = 1'-0"



41 SOUTH ELEVATION
SCALE: 1/8" = 1'-0"

the.stacy.group
architecture. interiors
8091 N. Owasso Expressway
Owasso, Oklahoma 74055
phone: 918.272.2622
web: stacy-group.com

STATE OF OKLAHOMA · JOSEPH · STACY · No. 20053 · 11-25-25 · OKLAHOMA · LICENSED ARCHITECT

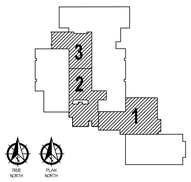
Copyright © the.stacy.group

OWASSO 8th GRADE ADDITION

OWASSO PUBLIC SCHOOLS

OWASSO, OK 2025

PROJECT



KEY PLAN

REVISIONS

11.25.25

ISSUE DATE

2407 | PROJECT NO
LJH | DRAWN BY
MDS | CHKD BY

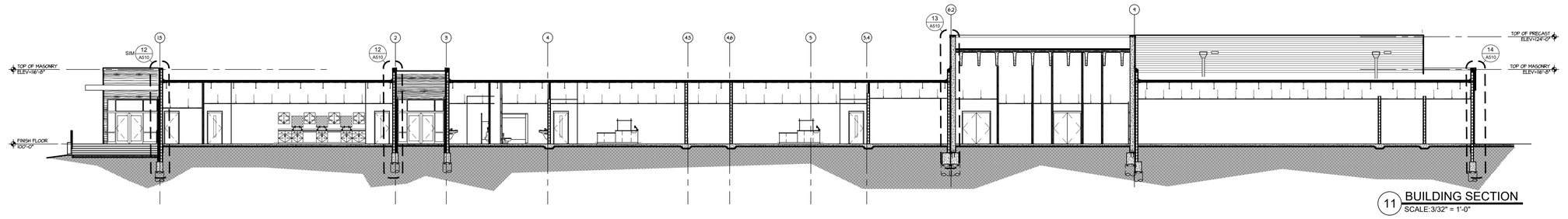
EXTERIOR ELEVATIONS

A400

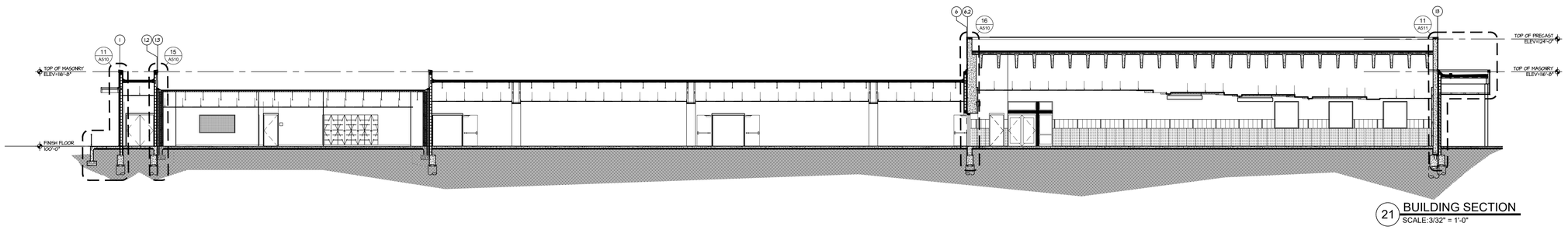
SHEET TITLE

These drawings are subject to copyright protection as an "architectural work" under Section 102 of the Copyright Act, 17 U.S.C., as amended on December 1, 1990. The work includes the overall form as well as the arrangement and composition of spaces and elements in the design. These documents are not to be reproduced without the written concent of **the.stacy.group**.

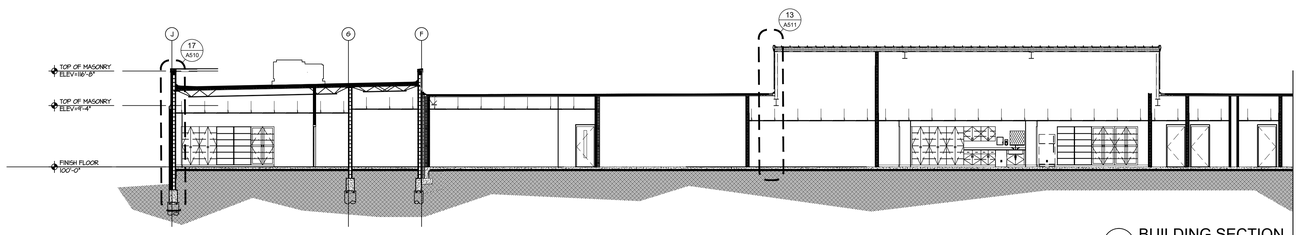
Last Saved By Lindsey
Saved Path: C:\Revit Central\2407 Owasso 8th Grade Addition_R25_CENTRAL.rvt
Print Date: 11/19/2025 10:57:13 AM



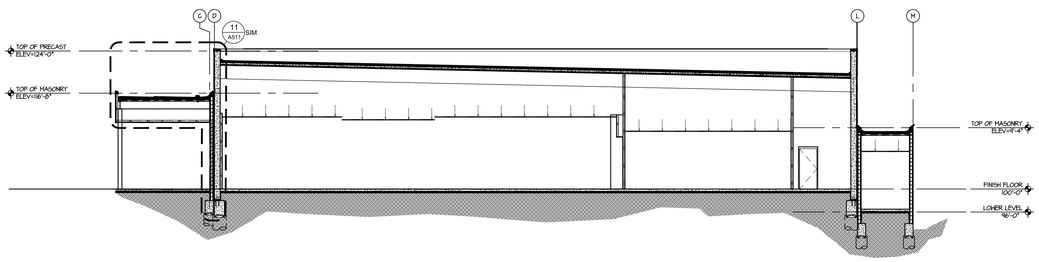
11 BUILDING SECTION
SCALE:3/32" = 1'-0"



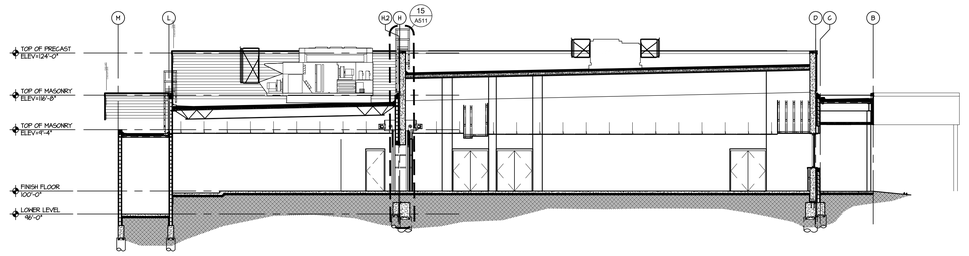
21 BUILDING SECTION
SCALE:3/32" = 1'-0"



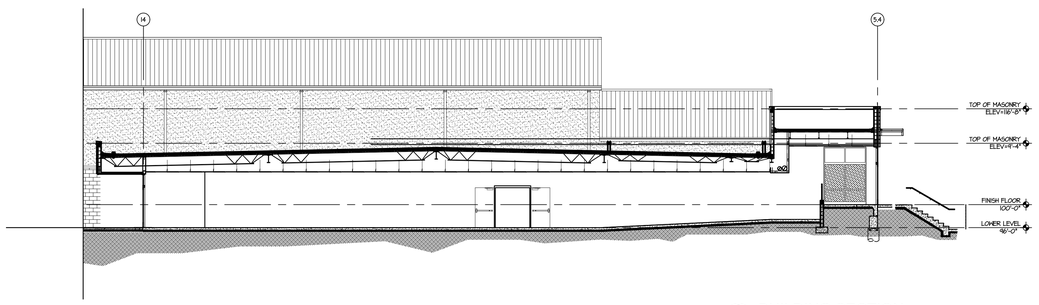
31 BUILDING SECTION
SCALE:3/32" = 1'-0"



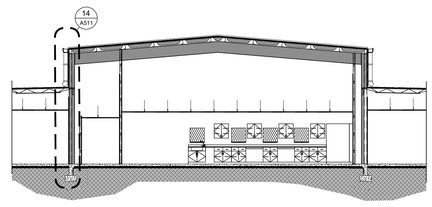
41 BUILDING SECTION
SCALE:3/32" = 1'-0"



42 BUILDING SECTION
SCALE:3/32" = 1'-0"



51 BUILDING SECTION
SCALE:3/32" = 1'-0"



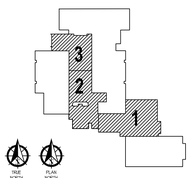
52 BUILDING SECTION
SCALE:3/32" = 1'-0"
ALTERNATE #1

the.stacy.group
architecture. interiors
8091 N. Owasso Expressway
Owasso, Oklahoma 74055
phone: 918.272.2622
web: stacy-group.com

STATE OF OKLAHOMA
LANCE D. STACY
REG. #19853
OWASSO
11-25-25
OKLAHOMA
LICENSED ARCHITECT
Copyright © the.stacy.group

OWASSO 8th GRADE ADDITION

OWASSO PUBLIC SCHOOLS
OWASSO, OK
2025
PROJECT



KEY PLAN

REVISIONS

11.25.25
ISSUE DATE

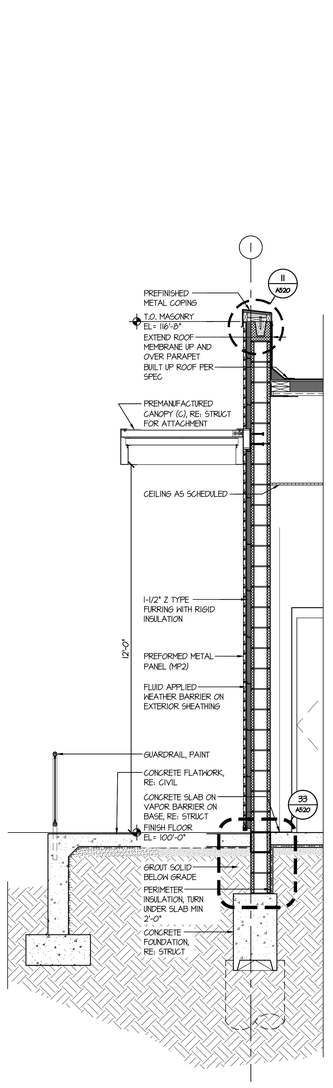
2407 | PROJECT NO
LJH | DRAWN BY
MDS | CHKD BY

BUILDING SECTIONS

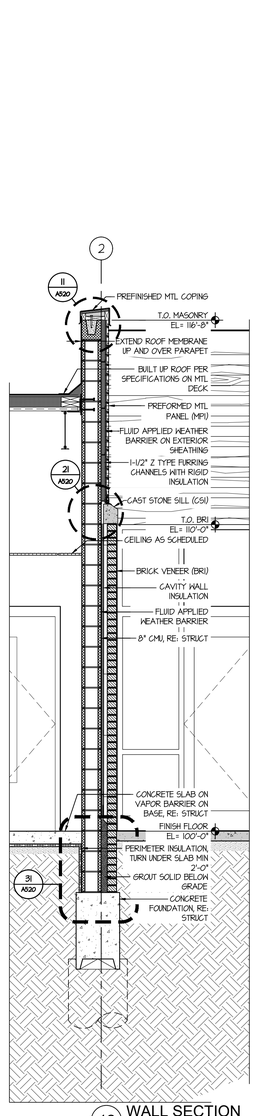
A500
SHEET TITLE

These drawings are subject to copyright protection as an "architectural work" under Section 102 of the Copyright Act, 17 U.S.C., as amended on December 1, 1990. The work includes the overall form as well as the arrangement and composition of spaces and elements in the design. These documents are not to be reproduced without the written concent of **the.stacy.group**.

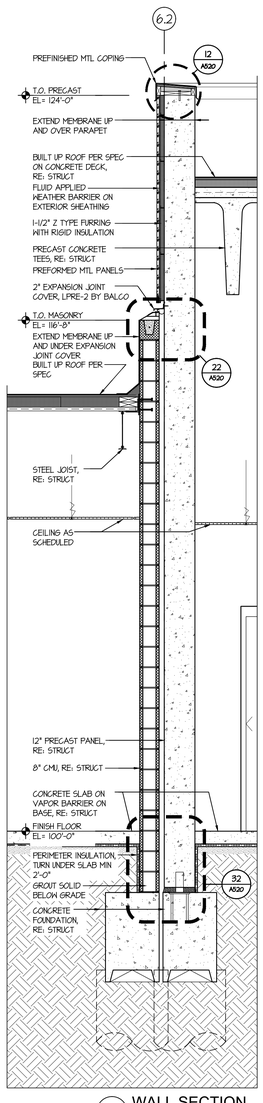
Last Saved By Lindsey
Last Saved On 11/25/2025 11:38 AM
Last Plotted On 11/25/2025 11:38 AM
By Jason.Hill [STACY-SATTERFIELD]



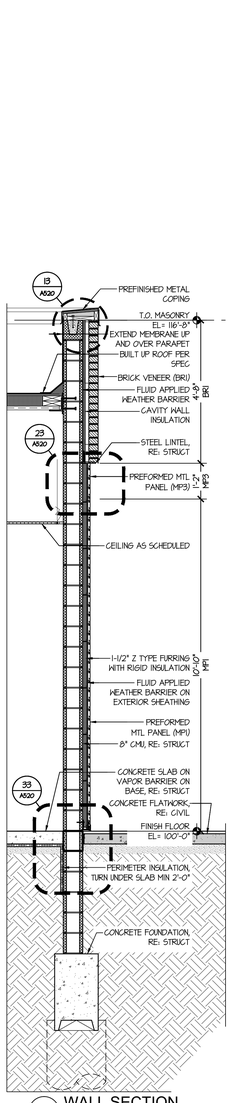
11 WALL SECTION
SCALE: 1/2" = 1'-0"



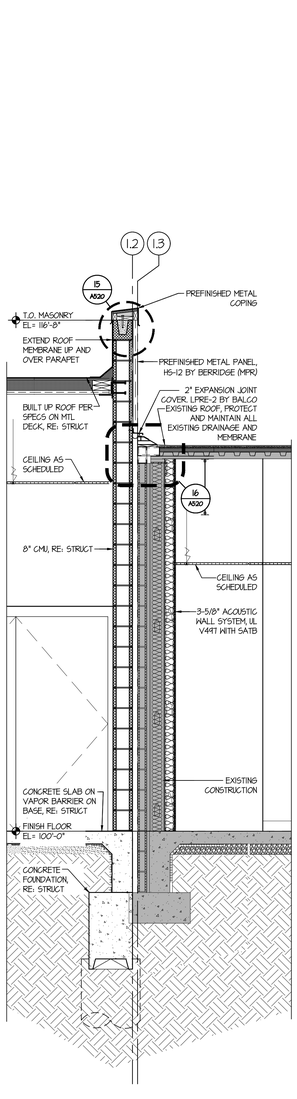
12 WALL SECTION
SCALE: 1/2" = 1'-0"



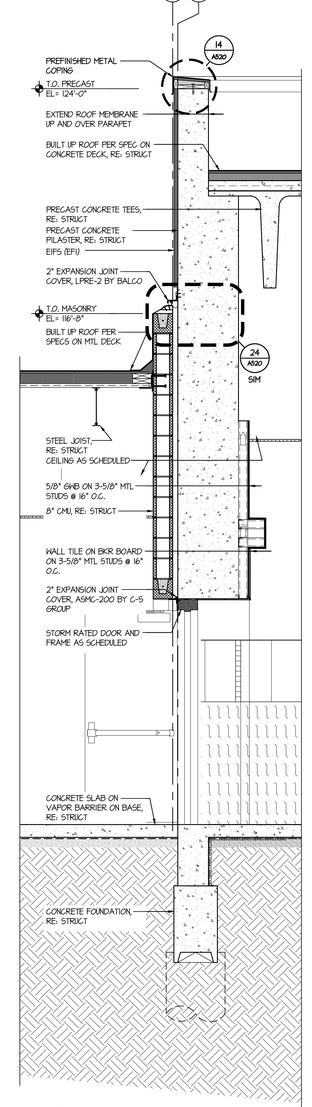
13 WALL SECTION
SCALE: 1/2" = 1'-0"



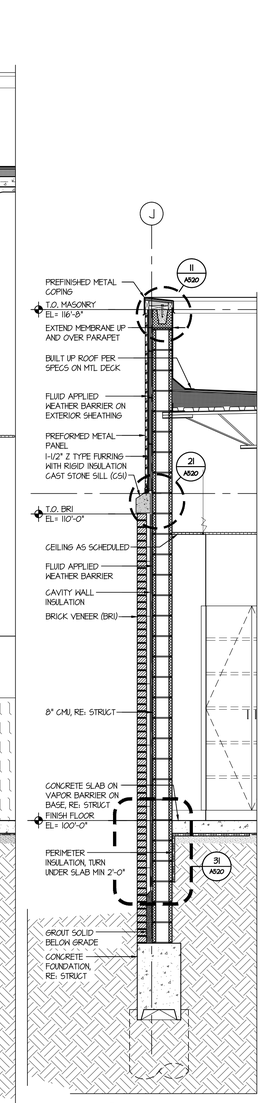
14 WALL SECTION
SCALE: 1/2" = 1'-0"



15 WALL SECTION
SCALE: 1/2" = 1'-0"



16 WALL SECTION
SCALE: 1/2" = 1'-0"



17 WALL SECTION
SCALE: 1/2" = 1'-0"

the.stacy.group
architecture. interiors
8091 N. Owasso Expressway
Owasso, Oklahoma 74055
phone: 918.272.2622
web: stacy-group.com

STATE OF OKLAHOMA — CHRISTOPHER J. STACY — REG. NO. 20053 — OWASSO — 11.25.25 — OKLAHOMA LICENSED ARCHITECT

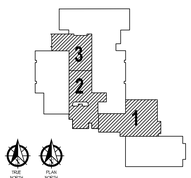
Copyright © the.stacy.group

OWASSO 8th GRADE ADDITION

OWASSO PUBLIC SCHOOLS

OWASSO, OK 2025

PROJECT



KEY PLAN

REVISIONS

11.25.25

ISSUE DATE

2407 PROJECT NO
LJH DRAWN BY
MDS CHKD BY

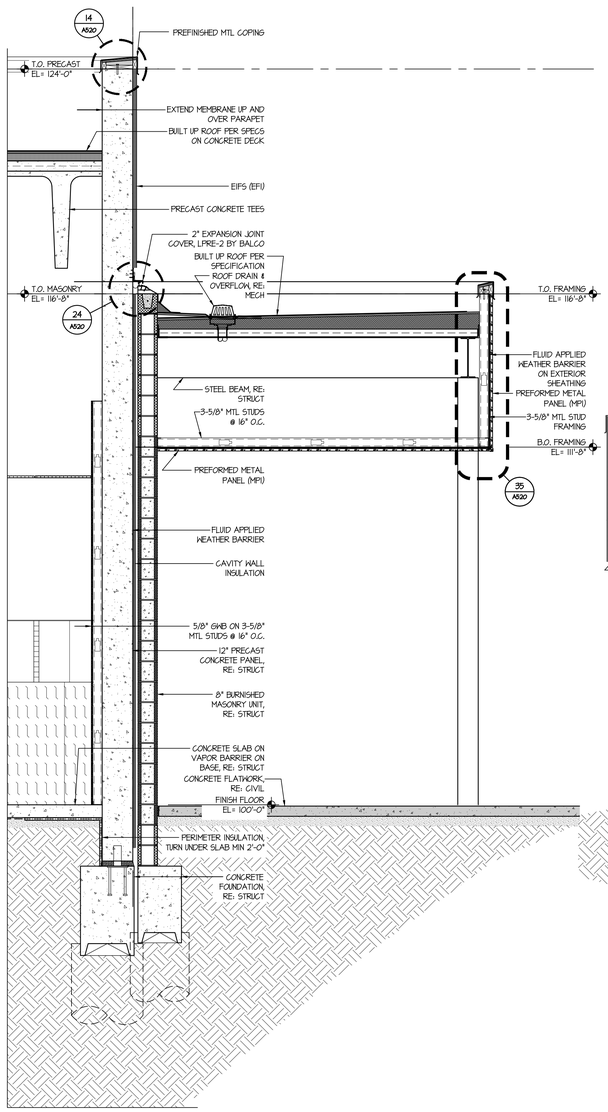
WALL SECTIONS

A510

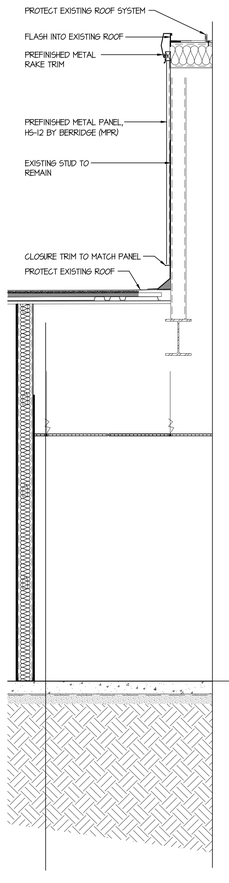
SHEET TITLE

These drawings are subject to copyright protection as an "architectural work" under Section 102 of the Copyright Act, 17 U.S.C., as amended on December 1, 1990. The work includes the overall form as well as the arrangement and composition of spaces and elements in the design. These documents are not to be reproduced without the written concent of **the.stacy.group**.

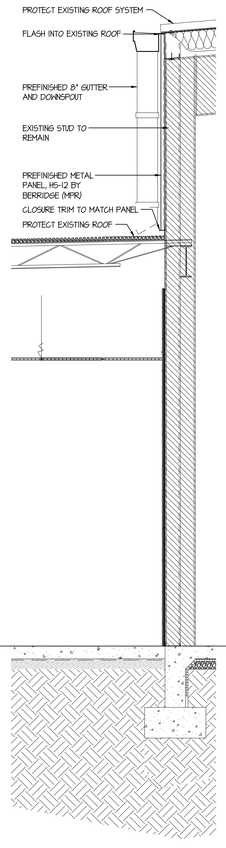
Last Saved By Lindsey
Saved Path: I:\2024\2407 - OWASSO 8TH GRADE ADDITION\Revit\2407 - OWASSO 8TH GRADE ADDITION_R24_CENTRAL.rvt
Date/Time: 11/25/2025 8:47:25 AM
Plot Scale: 1/16" = 1'-0" (1:192)



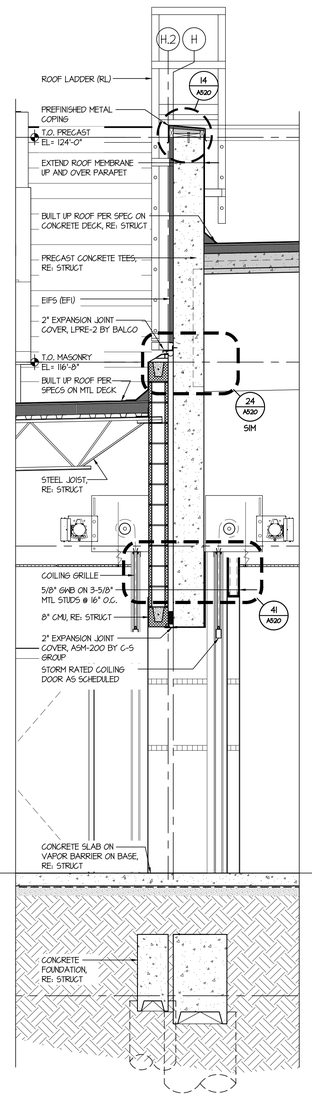
11 WALL SECTION
SCALE: 1/2" = 1'-0"



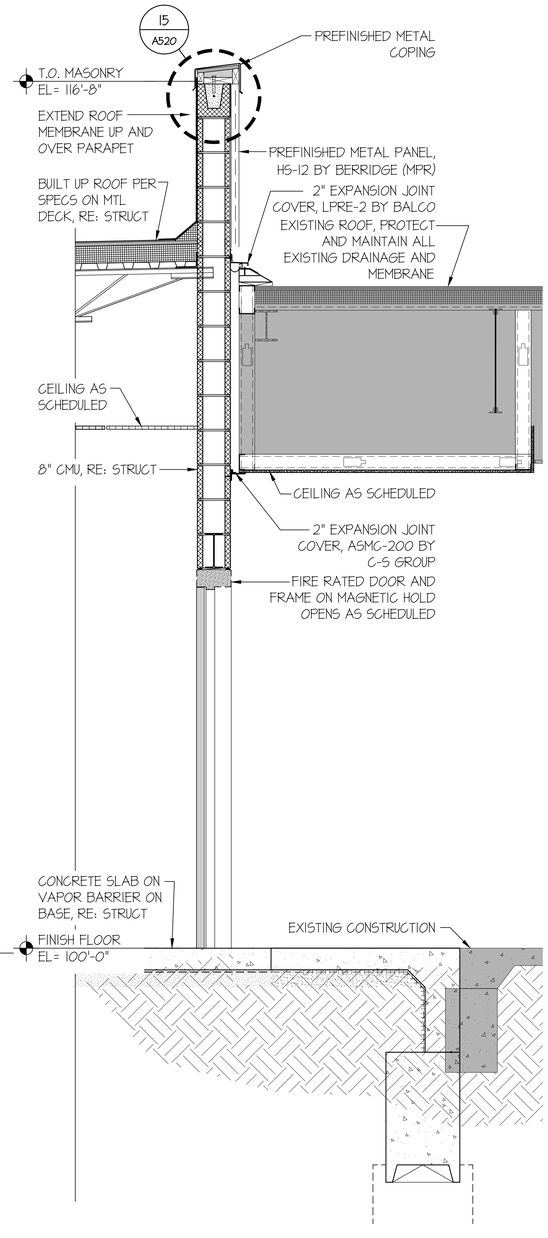
12 WALL SECTION
SCALE: 1/2" = 1'-0"



13 WALL SECTION
SCALE: 1/2" = 1'-0"
ALTERNATE #1



14 WALL SECTION
SCALE: 1/2" = 1'-0"
ALTERNATE #1



16 WALL SECTION
SCALE: 1/2" = 1'-0"

Last Saved By: Lindsey
Save Date/Time: 2025/11/25 11:25:42 AM
File Name: N:\LSG\2407\DWG\Arch\

the.**stacy**.group
architecture. interiors

8091 N. Owasso Expressway
Owasso, Oklahoma 74055
phone: 918.272.2622
web: stacy-group.com

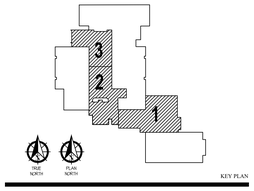
STATE OF OKLAHOMA · REGISTERED · MICHAEL D. STACY · REG. NO. 20033 · OWASSO · 11.25.25 · OKLAHOMA · LICENSED ARCHITECT

Copyright © the.stacy.group

OWASSO 8th GRADE ADDITION

OWASSO PUBLIC SCHOOLS

OWASSO, OK
2025
PROJECT



KEY PLAN

REVISIONS

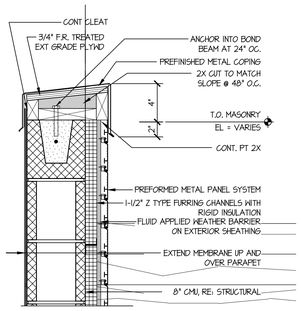
11.25.25
ISSUE DATE

2407 | PROJECT NO
LBT | DRAWN BY
MDS | CHKD BY

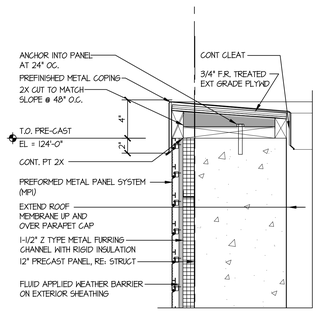
WALL SECTIONS

A511
SHEET TITLE

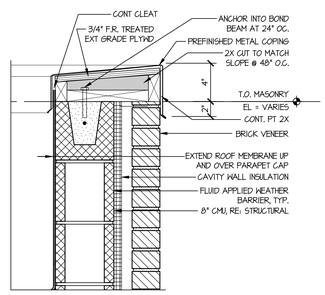
These drawings are subject to copyright protection as an "architectural work" under Section 102 of the Copyright Act, 17 U.S.C., as amended on December 1, 1990. The work includes the overall form as well as the arrangement and composition of spaces and elements in the design. These documents are not to be reproduced without the written concent of **the.stacy.group**.



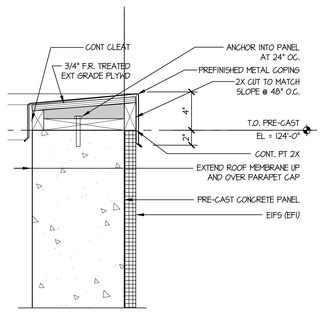
11 SECTION DETAIL
SCALE:1-1/2" = 1'-0"



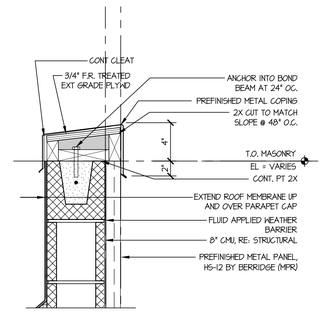
12 SECTION DETAIL
SCALE:1-1/2" = 1'-0"



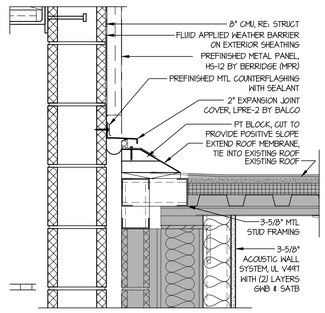
13 SECTION DETAIL
SCALE:1-1/2" = 1'-0"



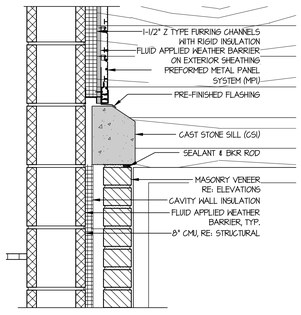
14 SECTION DETAIL
SCALE:1-1/2" = 1'-0"



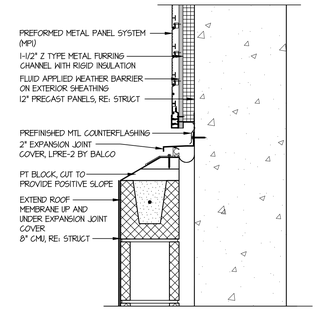
15 SECTION DETAIL
SCALE:1-1/2" = 1'-0"



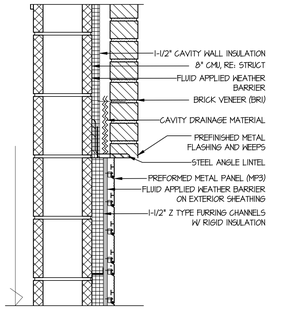
16 SECTION DETAIL
SCALE:1-1/2" = 1'-0"



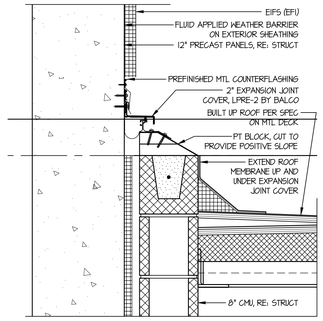
21 SECTION DETAIL
SCALE:1-1/2" = 1'-0"



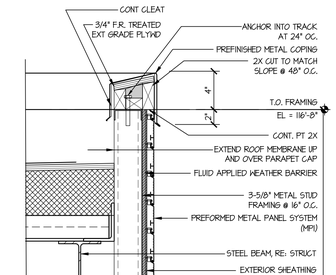
22 SECTION DETAIL
SCALE:1-1/2" = 1'-0"



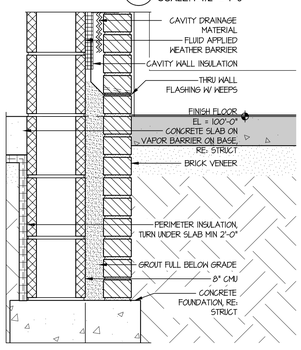
23 SECTION DETAIL
SCALE:1-1/2" = 1'-0"



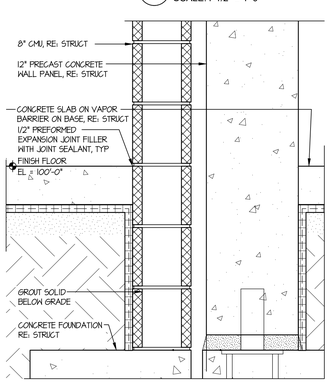
24 SECTION DETAIL
SCALE:1-1/2" = 1'-0"



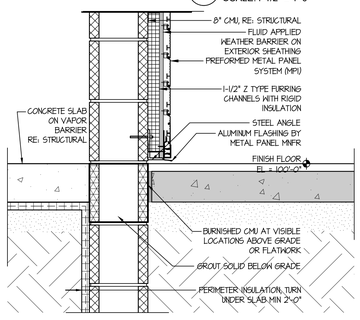
35 SECTION DETAIL
SCALE:1-1/2" = 1'-0"



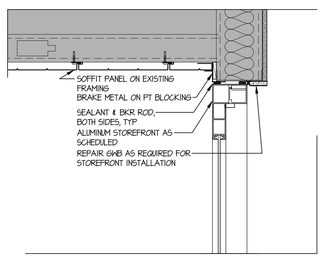
31 SECTION DETAIL
SCALE:1-1/2" = 1'-0"



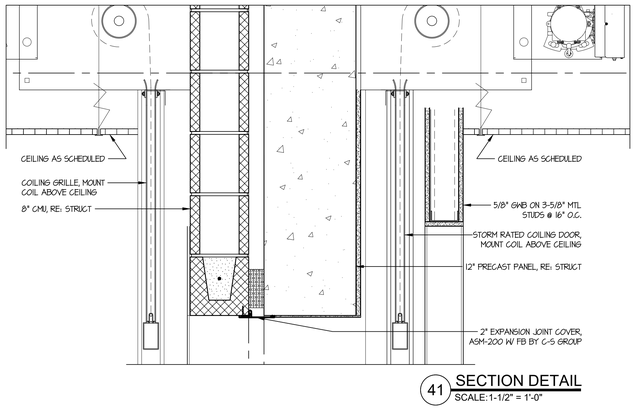
32 SECTION DETAIL
SCALE:1-1/2" = 1'-0"



33 SECTION DETAIL
SCALE:1-1/2" = 1'-0"



34 SECTION DETAIL
SCALE:1-1/2" = 1'-0"



41 SECTION DETAIL
SCALE:1-1/2" = 1'-0"

the.stacy.group
architecture. interiors
8091 N. Owasso Expressway
Owasso, Oklahoma 74055
phone: 918.272.2622
web: stacy-group.com

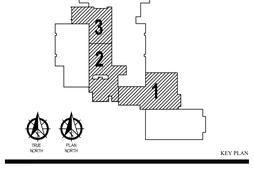
STATE OF OKLAHOMA · JAMES MICHAEL STACY · REG. NO. 20053 · OWASSO · 11-25-25 · OKLAHOMA · LICENSED ARCHITECT

Copyright © the.stacy.group

OWASSO 8th GRADE ADDITION

OWASSO PUBLIC SCHOOLS

OWASSO, OK
2025
PROJECT



KEY PLAN

REVISIONS

11.25.25
ISSUE DATE

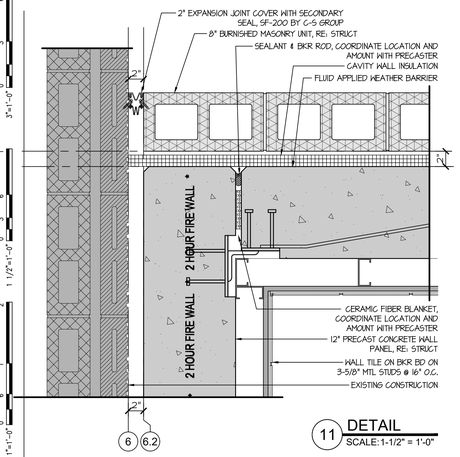
2407 | PROJECT NO
LBT | DRAWN BY
MDS | CHKD BY

SECTION DETAILS

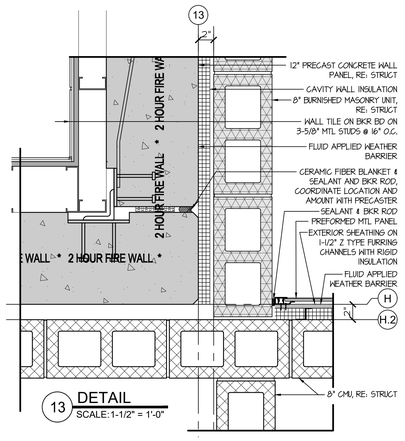
A520
SHEET TITLE

These drawings are subject to copyright protection as an "architectural work" under Section 102 of the Copyright Act, 17 U.S.C., as amended on December 1, 1990. The work includes the overall form as well as the arrangement and composition of spaces and elements in the design. These documents are not to be reproduced without the written concent of **the.stacy.group**.

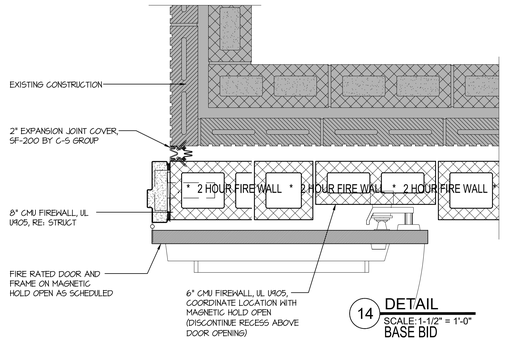
Last Saved By: Lindsey
Save Date & Time: 2/11/2025 11:30:13 AM
Last Plotted: 11/25/2025 11:30:12 AM
By: Mason McElwee (MCELWEE@LEO.GMH)



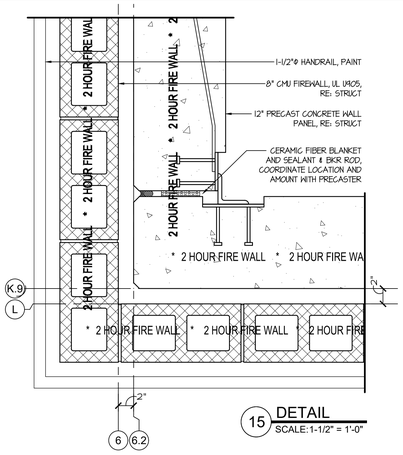
11 DETAIL
SCALE: 1-1/2" = 1'-0"



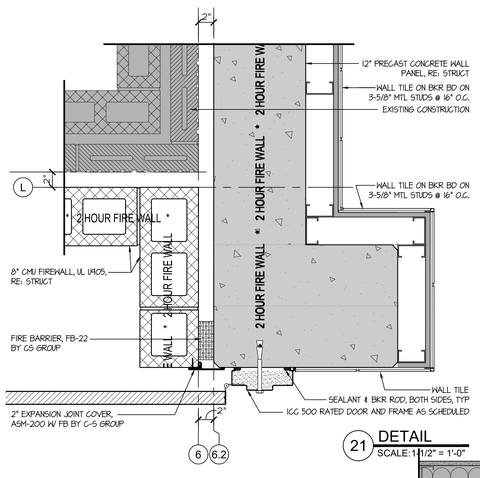
13 DETAIL
SCALE: 1-1/2" = 1'-0"



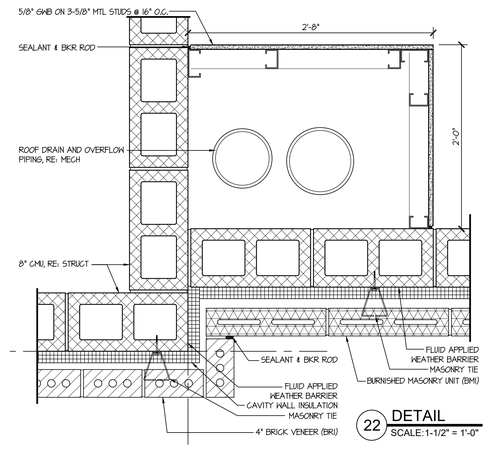
14 DETAIL
SCALE: 1-1/2" = 1'-0"
BASE BID



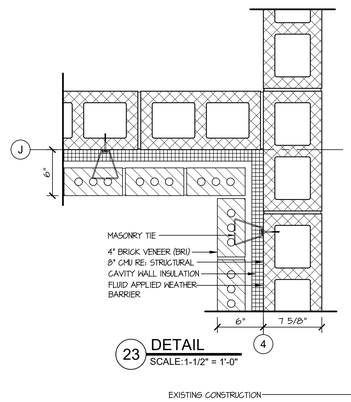
15 DETAIL
SCALE: 1-1/2" = 1'-0"



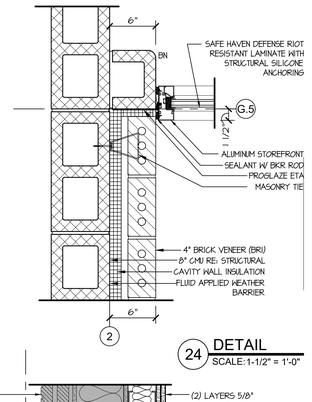
21 DETAIL
SCALE: 1 1/2" = 1'-0"



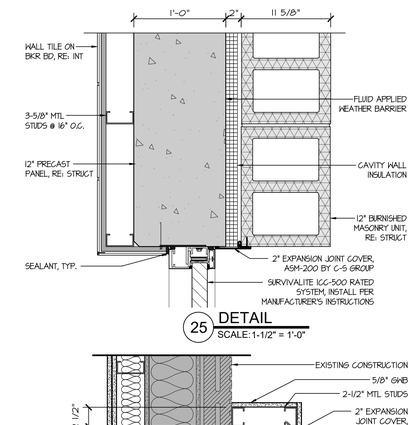
22 DETAIL
SCALE: 1-1/2" = 1'-0"



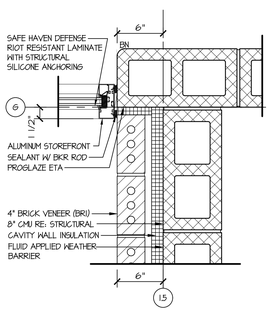
23 DETAIL
SCALE: 1-1/2" = 1'-0"



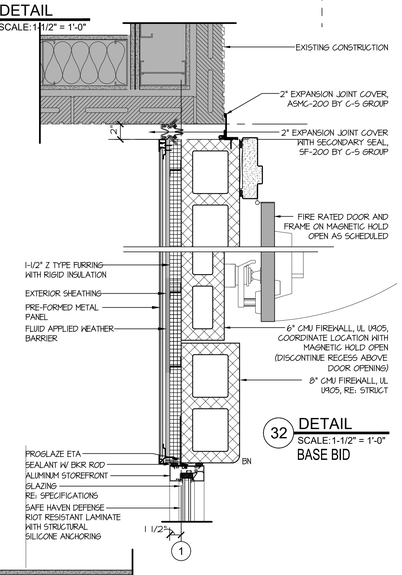
24 DETAIL
SCALE: 1-1/2" = 1'-0"



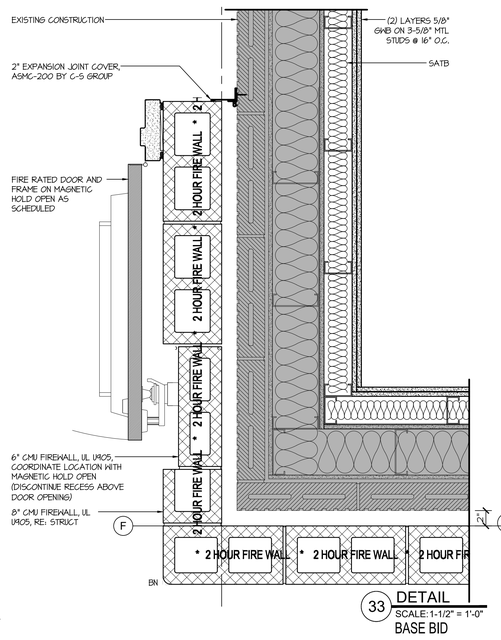
25 DETAIL
SCALE: 1-1/2" = 1'-0"



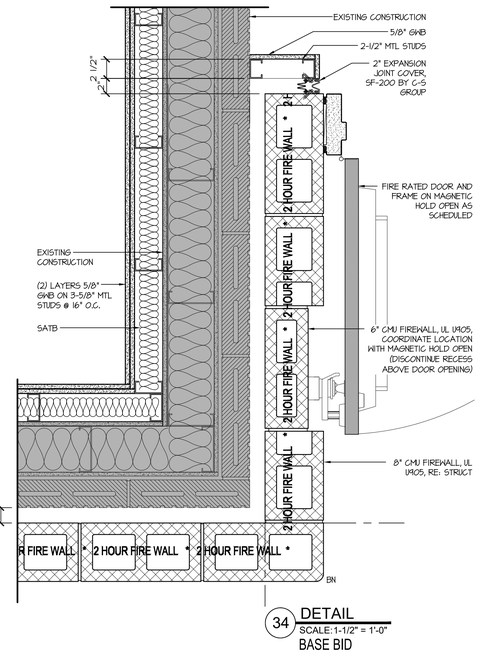
31 DETAIL
SCALE: 1-1/2" = 1'-0"



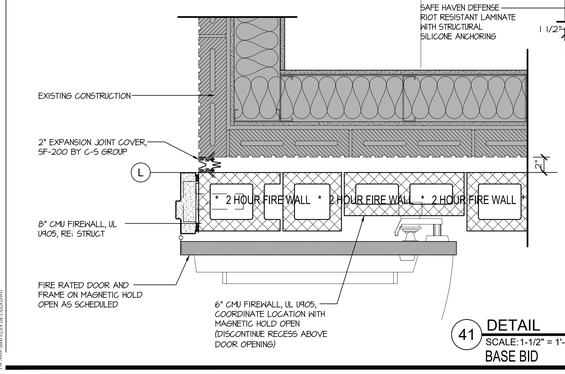
32 DETAIL
SCALE: 1-1/2" = 1'-0"
BASE BID



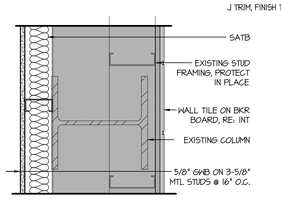
33 DETAIL
SCALE: 1-1/2" = 1'-0"
BASE BID



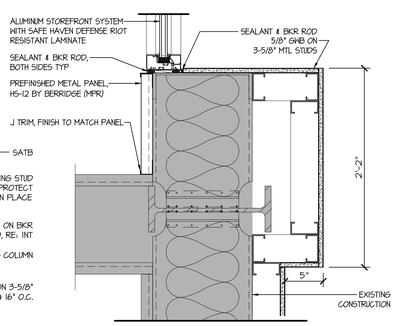
34 DETAIL
SCALE: 1-1/2" = 1'-0"
BASE BID



41 DETAIL
SCALE: 1-1/2" = 1'-0"
BASE BID



42 DETAIL
SCALE: 1-1/2" = 1'-0"
ALTERNATE #1



43 DETAIL
SCALE: 1-1/2" = 1'-0"

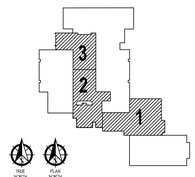
the.stacy.group
architecture. interiors
8091 N. Owasso Expressway
Owasso, Oklahoma 74055
phone: 918.272.2622
web: stacy-group.com

STATE OF OKLAHOMA
JOSEPH M. STACY
REG. #19551
OWASSO
11-25-25
OKLAHOMA
LICENSED ARCHITECT
Copyright © the.stacy.group

OWASSO 8th GRADE ADDITION

OWASSO PUBLIC SCHOOLS

OWASSO, OK 2025
PROJECT



KEY PLAN

REVISIONS

11.25.25
ISSUE DATE

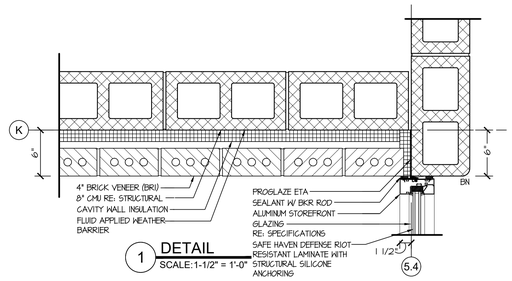
2407 | PROJECT NO
LEE | DRAWN BY
MDS | CHK'D BY

PLAN DETAILS

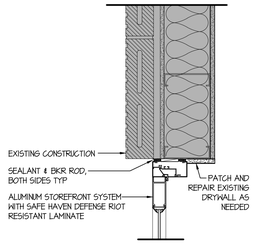
A600
SHEET TITLE

These drawings are subject to copyright protection as an "architectural work" under Section 102 of the Copyright Act, 17 U.S.C., as amended on December 1, 1990. The work includes the overall form as well as the arrangement and composition of spaces and elements in the design. These documents are not to be reproduced without the written concent of **the.stacy.group**.

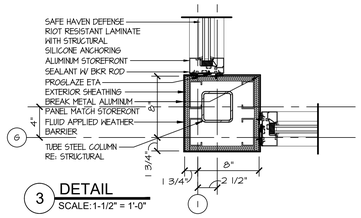
Last Saved By: Rhett
Last Plot: 11/25/2025 11:58:38 AM
Plot By: Rhett (\\STACY-FILE\USERS\Rhett\Revit Central\2407 Owasso 8th Grade Addition_Rhett.rvt)



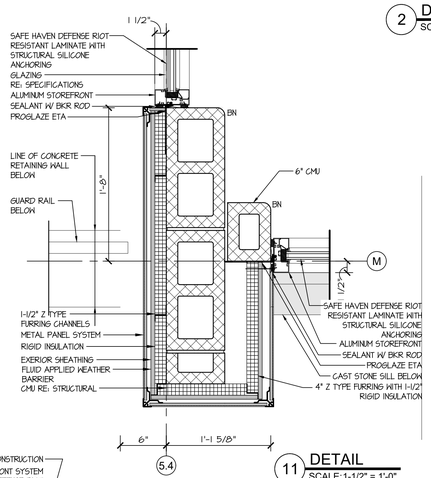
1 DETAIL
SCALE:1-1/2" = 1'-0"



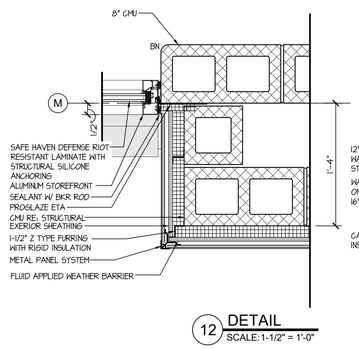
2 DETAIL
SCALE:1-1/2" = 1'-0"



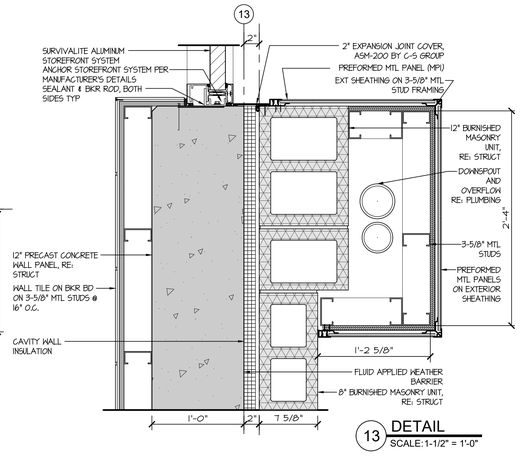
3 DETAIL
SCALE:1-1/2" = 1'-0"



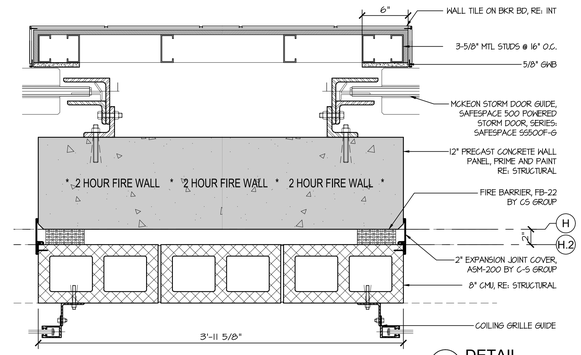
11 DETAIL
SCALE:1-1/2" = 1'-0"



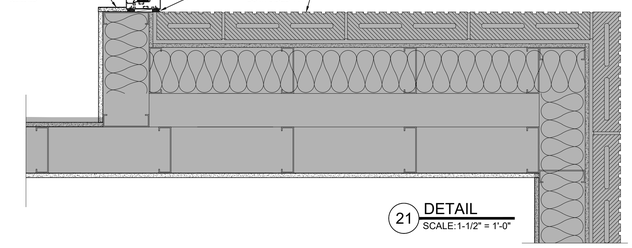
12 DETAIL
SCALE:1-1/2" = 1'-0"



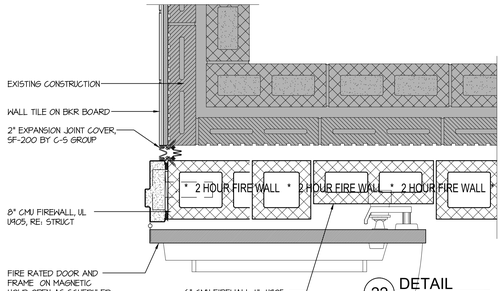
13 DETAIL
SCALE:1-1/2" = 1'-0"



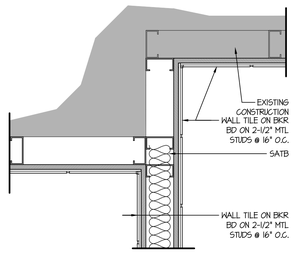
14 DETAIL
SCALE:1-1/2" = 1'-0"



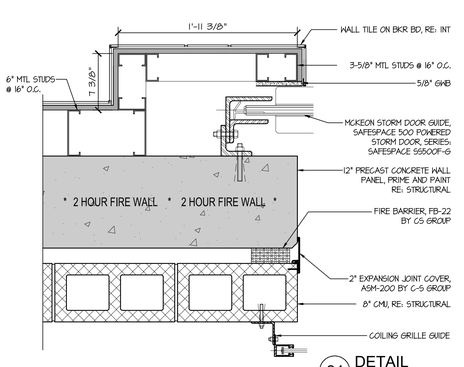
21 DETAIL
SCALE:1-1/2" = 1'-0"



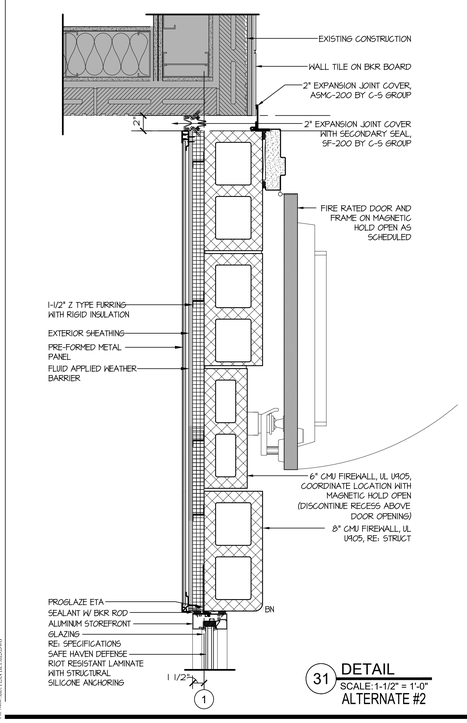
22 DETAIL
SCALE:1-1/2" = 1'-0"
ALTERNATE #2



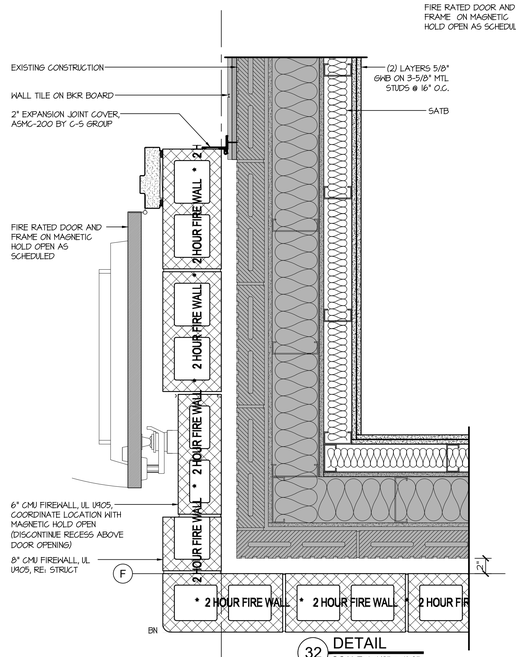
23 DETAIL
SCALE:1-1/2" = 1'-0"



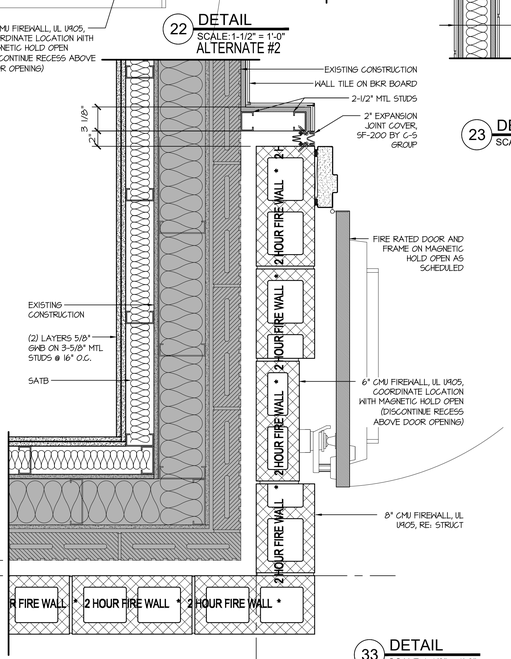
24 DETAIL
SCALE:1-1/2" = 1'-0"



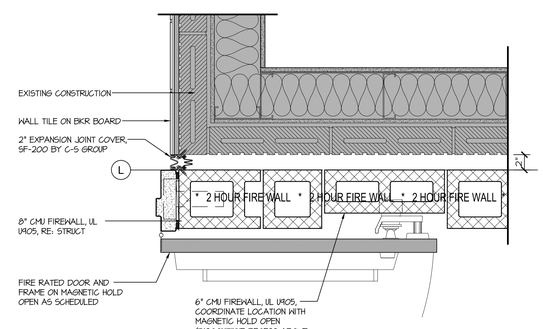
31 DETAIL
SCALE:1-1/2" = 1'-0"
ALTERNATE #2



32 DETAIL
SCALE:1-1/2" = 1'-0"
ALTERNATE #2



33 DETAIL
SCALE:1-1/2" = 1'-0"
ALTERNATE #2



34 DETAIL
SCALE:1-1/2" = 1'-0"
ALTERNATE #2

the.stacy.group
architecture. interiors
8091 N. Owasso Expressway
Owasso, Oklahoma 74055
phone: 918.272.2622
web: stacy-group.com

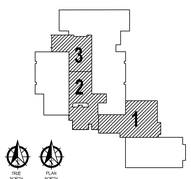
STATE OF OKLAHOMA
CHRISTOPHER M. STACY
REG. #19553
OWASSO
11-25-25
OKLAHOMA
LICENSED ARCHITECT
Copyright © the.stacy.group

OWASSO 8th GRADE ADDITION

OWASSO PUBLIC SCHOOLS

OWASSO, OK 2025

PROJECT



KEY PLAN

REVISIONS

11.25.25

ISSUE DATE

2407 | PROJECT NO
LBT | DRAWN BY
MDS | CHK'D BY

PLAN DETAILS

A601

SHEET TITLE

These drawings are subject to copyright protection as an "architectural work" under Section 102 of the Copyright Act, 17 U.S.C., as amended on December 1, 1990. The work includes the overall form as well as the arrangement and composition of spaces and elements in the design. These documents are not to be reproduced without the written concent of **the.stacy.group**.

Last Saved By: Mary
Save Date/Time: 2025-11-25 11:48 AM
Last Printed: 11/25/2025 11:48:40 AM
Plotted: 11/25/2025 11:48:40 AM

DOOR AND FRAME SCHEDULE - BASE BID

DOOR NUMBER		DOOR WIDTH	DOOR HEIGHT	DOOR THICKNESS	DOOR TYPE	DOOR MATERIAL	FRAME TYPE	FRAME THROAT WIDTH	FRAME MATERIAL	FRAME FIRE RATING	HEAD	JAMB	JAMB	SILL	REMARKS
101A	COMMONS	PR 3'-0"	7'-0"	2"	2A5	ALUM	A9	5"	ALUM	-	53/A701	13/A601	25/A600	-	ICC 500, CARD READER
101B	COMMONS	PR 3'-0"	7'-0"	2"	2A5	ALUM	A9	5"	ALUM	-	53/A701	25/A600	-	-	ICC 500, CARD READER
101C	COMMONS	PR 3'-0"	7'-0"	1-3/4"	4HM	HM	H4	7"	HM	90 MIN	51/A701	21/A600 SIM	-	61/A701	ICC 500, VERIFY EXISTING OPENING SIZE
101D	COMMONS	PR 3'-0"	7'-0"	1-3/4"	4HM	HM	H4	7"	HM	90 MIN	51/A701	21/A600	-	61/A701	ICC 500
101E	COMMONS	PR 3'-0"	7'-0"	1-3/4"	4HM	HM	H4	7"	HM	90 MIN	51/A701	21/A600	-	61/A701	ICC 500
102	IT	3'-0"	7'-0"	1-3/4"	1HM	HM	HI	7-1/4"	HM	-	31/A701	41/A701	-	-	
103A	SERVING	12'-0"	10'-0"	1-1/4"	6ST1M	ST	-	-	-	90 MIN	41/A520	14/A601	24/A601	–	ICC 500 POWERED COILING DOOR
103B	SERVING	12'-0"	10'-0"	1-1/4"	6ST1M	ST	-	-	-	90 MIN	41/A520	14/A601	-	–	ICC 500 POWERED COILING DOOR
103C	SERVING	12'-0"	10'-0"	1-1/4"	6ST1M	ST	-	-	-	90 MIN	41/A520	14/A601	24/A601	–	ICC 500 POWERED COILING DOOR
103D	SERVING	3'-0"	7'-0"	1-3/4"	4HM	HM	H4	7"	HM	90 MIN	44/A701	43/A701	-	61/A701	ICC 500
103E	SERVING	12'-0"	10'-0"	-	7ST	ST	-	-	-	-	41/A520	14/A601	24/A601	-	POWERED COILING GRILLE
103F	SERVING	12'-0"	10'-0"	-	7ST	ST	-	-	-	-	41/A520	14/A601	–	–	POWERED COILING GRILLE
103G	SERVING	12'-0"	10'-0"	-	7ST	ST	-	-	-	-	41/A520	14/A601	-	-	POWERED COILING GRILLE
105	DRY STORAGE	3'-0"	7'-0"	1-3/4"	1HM	HM	HI	7"	HM	-	11/A701	24/A601	-	-	
106	CORRIDOR	4'-0"	7'-0"	1-3/4"	1HM	HM	HI	7"	HM	-	14/A701	24/A701	-	-	CARD READER, DOOR VIEWER
107	JANITOR	3'-0"	7'-0"	1-3/4"	1HM	HM	HI	7"	HM	-	11/A701	21/A701	-	-	
108	OFFICE	3'-0"	7'-0"	1-3/4"	3HM	HM	HMI	7"	HM	-	11/A701	21/A701	-	-	
109	TLT	3'-0"	7'-0"	1-3/4"	1HM	HM	HI	7"	HM	-	11/A701	21/A701	-	-	
113A	CORRIDOR	PR 3'-0"	7'-0"	2"	2A	ALUM	AI	4-1/2"	ALUM	-	36/A701	44/A701	–	–	
113B	CORRIDOR	PR 3'-0"	7'-0"	1-3/4"	3HMF	HM	H2F	7"	HM	90 MIN	11/A701	21/A701	-	-	
115	JANITOR	PR 3'-0"	7'-0"	1-3/4"	1HM	HM	HI	4-7/8"	HM	-	31/A701	41/A701	-	-	
116	TLT	3'-0"	7'-0"	1-3/4"	1HM	HM	HI	4-7/8"	HM	-	31/A701	41/A701	-	-	
118	STORAGE	PR 3'-0"	7'-0"	1-3/4"	3HM	HM	HI	7-1/4"	HM		31/A701	41/A701	-	-	
119	INVERTER	3'-0"	7'-0"	1-3/4"	1HM	HM	HI	4-7/8"	HM	-	31/A701	41/A701	-	-	
121	CORRIDOR	PR 3'-0"	7'-0"	2"	2A	ALUM	A4	4-1/2"	ALUM	-	34/A701	11/A601	11/A601	-	CARD READER
122A	SCIENCE	3'-0"	7'-0"	1-3/4"	3WD	WD	HI	7"	HM	-	11/A701	21/A701	-	-	
122B	SCIENCE	3'-0"	7'-0"	1-3/4"	3WD	WD	HI	7"	HM	-	11/A701	21/A701	-	-	
123A	PREP	3'-0"	7'-0"	1-3/4"	3WD	WD	HI	7"	HM	-	11/A701	21/A701	-	-	
123B	PREP	3'-0"	7'-0"	1-3/4"	3WD	WD	HI	7"	HM	-	11/A701	21/A701	-	-	
124	CHEMICAL	3'-0"	7'-0"	1-3/4"	1WDF	WD	HI	4-7/8"	HM	45 MIN	31/A701	41/A701	-	-	
125	ELEC	3'-0"	7'-0"	1-3/4"	1WD	WD	HI	7"	HM	-	11/A701	21/A701	-	-	
126A	SCIENCE	3'-0"	7'-0"	1-3/4"	3WD	WD	HI	7"	HM	-	11/A701	21/A701	-	-	
126B	SCIENCE	3'-0"	7'-0"	1-3/4"	3WD	WD	HI	7"	HM	-	11/A701	21/A701	-	-	
128	BOYS	2'-0"	7'-0"	1-3/4"	1HM	HM	HI	4-7/8"	HM	-	31/A701	41/A701	-	-	
129	CORRIDOR	PR 3'-6"	7'-0"	1-3/4"	1HMF	HM	H2F	7"	HM	90 MIN	11/A701	14/A600	-	-	FIELD VERIFY CORRIDOR WIDTH, MAG HOLD OPEN
130	BREAKOUT	3'-0"	7'-0"	1-3/4"	3WD	WD	EXISTING FRAME				-	-	-	-	FIELD VERIFY EXISTING FRAME
131	ELECTRICAL	3'-0"	7'-0"	1-3/4"	1WD	WD	HI	4-7/8"	HM	-	31/A701	41/A701	-	-	
132	TLT	3'-0"	7'-0"	1-3/4"	1WD	WD	HI	4-7/8"	HM	-	31/A701	41/A701	-	-	
133	TLT	3'-0"	7'-0"	1-3/4"	1WD	WD	HI	4-7/8"	HM	-	31/A701	41/A701	-	-	
136	CORRIDOR	PR 3'-0"	7'-0"	2"	2A	ALUM	A6	4-1/2"	ALUM	-	34/A520	21/A601	-	-	CARD READER

DOOR AND FRAME SCHEDULE - BASE BID

DOOR NUMBER		DOOR WIDTH	DOOR HEIGHT	DOOR THICKNESS	DOOR TYPE	DOOR MATERIAL	FRAME TYPE	FRAME THROAT WIDTH	FRAME MATERIAL	FRAME FIRE RATING	HEAD	JAMB	JAMB	SILL	REMARKS
201	CORRIDOR	PR 3'-0"	7'-0"	2"	2A	ALUM	A3	4-1/2"	ALUM	-	35/A701	24/A600	-	-	CARD READER
202A	SCIENCE	3'-0"	7'-0"	1-3/4"	3WD	WD	HI	7"	HM	-	11/A701	21/A701	-	-	
202B	SCIENCE	3'-0"	7'-0"	1-3/4"	3WD	WD	HI	7"	HM	-	11/A701	21/A701	-	-	
203	PREP	3'-0"	7'-0"	1-3/4"	3WD	WD	HI	4-7/8"	HM	-	31/A701	41/A701	-	-	OMIT FOR ALT #3
204	CHEMICAL	3'-0"	7'-0"	1-3/4"	1WDF	WD	HI	4-7/8"	HM	45 MIN	31/A701	41/A701	-	-	OMIT FOR ALT #3
205A	CORRIDOR	PR 3'-0"	7'-0"	2"	2A	ALUM	AI2	4-1/2"	ALUM	-	54/A701	31/A600	3/A601	63/A701	CARD READER
205B	CORRIDOR	PR 3'-0"	7'-0"	2"	2A	ALUM	AI3	4-1/2"	ALUM	-	54/A701	31/A600	3/A601	63/A701	
206A	CHOIR	PR 3'-0"	7'-0"	1-3/4"	3WDA	WD	HI	4-7/8"	HM	-	16/A701	26/A701	-	-	SOUND SEAL
206B	CHOIR	3'-0"	7'-0"	1-3/4"	3WDA	WD	HI	4-7/8"	HM	-	16/A701	26/A701	-	-	SOUND SEAL
207	STORAGE	3'-0"	7'-0"	1-3/4"	3WD	WD	-	-	-	-	15/A701	25/A701	-	-	FIELD VERIFY EXISTING FRAME SIZE
208	CORRIDOR	±PR 3'-3"	7'-0"	1-3/4"	1HMF	HM	H2F	7"	HM	90 MIN	11/A701	41/A600	34/A600	-	FIELD VERIFY CORRIDOR WIDTH, MAG HOLD OPEN
210	CORRIDOR	±PR 3'-2"	7'-0"	1-3/4"	1HMF	HM	H2F	7"	HM	90 MIN	11/A701	32/A600	33/A600	-	FIELD VERIFY CORRIDOR WIDTH, MAG HOLD OPEN
220	CORRIDOR	PR 3'-0"	7'-0"	2"	2A	ALUM	A6	4-1/2"	ALUM	-	34/A520	21/A601	-	63/A701	CARD READER
221	CORRIDOR	PR 3'-4"	7'-0"	2"	2A	ALUM	A5	4-1/2"	ALUM	-	43/A701	2/A601	-	63/A701	CARD READER, FIELD VERIFY OPENING

DOOR AND FRAME SCHEDULE - BASE BID

DOOR NUMBER		DOOR WIDTH	DOOR HEIGHT	DOOR THICKNESS	DOOR TYPE	DOOR MATERIAL	FRAME TYPE	FRAME THROAT WIDTH	FRAME MATERIAL	FRAME FIRE RATING	HEAD	JAMB	JAMB	SILL	REMARKS
300	CORRIDOR	PR 3'-0"	7'-0"	2"	2A	ALUM	A6	4-1/2"	ALUM	-	34/A520	21/A601	-	-	CARD READER
302	SPED	3'-0"	7'-0"	1-3/4"	3WD	WD	HI	4-7/8"	HM	-	31/A701	41/A701	-	-	
303	STG	3'-0"	7'-0"	1-3/4"	1WD	WD	HI	4-7/8"	HM	-	31/A701	41/A701	-	-	
304	CALM	3'-0"	7'-0"	1-3/4"	1WD	WD	HI	4-7/8"	HM	-	31/A701	41/A701	-	-	DUTCH DOOR, NO SHELF
305	TLT	3'-0"	7'-0"	1-3/4"	1WD	WD	HI	4-7/8"	HM	-	31/A701	41/A701	-	-	
306	TLT	3'-0"	7'-0"	1-3/4"	1WD	WD	HI	4-7/8"	HM	-	31/A701	41/A701	-	-	
307	STG	3'-0"	7'-0"	1-3/4"	1WD	WD	HI	4-7/8"	HM	-	31/A701	41/A701	-	-	
307.1	CALM	3'-0"	7'-0"	1-3/4"	1WD	WD	HI	4-7/8"	HM	-	31/A701	41/A701	-	-	DUTCH DOOR, NO SHELF
308A	SPED	3'-0"	7'-0"	1-3/4"	3WD	WD	HI	4-7/8"	HM	-	31/A701	41/A701	-	-	
308B	SPED	3'-0"	7'-0"	1-3/4"	1WD	WD	HI	4-7/8"	HM	–	31/A701	41/A701	-	-	
310	STG	3'-0"	7'-0"	1-3/4"	3WDF	WD	H2F	4-7/8"	HM	45 MIN	31/A701	41/A701	-	-	
311A	ART	4'-0"	7'-0"	1-3/4"	3WD	WD	HI	4-7/8"	HM	-	31/A701	41/A701	-	-	
311B	ART	3'-0"	7'-10"	2"	2A	ALUM	AT	4-1/2"	ALUM	-	43/A701	43/A600	-	63/A701	
312A	ART	4'-0"	7'-0"	1-3/4"	3WD	WD	HI	4-7/8"	HM	-	31/A701	41/A701	-	-	
312B	ART	3'-0"	7'-10"	2"	2A	ALUM	A8	4-1/2"	ALUM	-	43/A701	43/A600	-	63/A701	
313	STG	3'-0"	7'-0"	1-3/4"	3WDF	WD	H2F	4-7/8"	HM	45 MIN	31/A701	41/A701	-	-	
314	TLT	3'-0"	7'-0"	1-3/4"	1WD	WD	HI	4-7/8"	HM	-	31/A701	41/A701	-	-	
315	TLT	3'-0"	7'-0"	1-3/4"	1WD	WD	HI	4-7/8"	HM	-	31/A701	41/A701	-	-	
317.1	OFFICE	3'-0"	7'-0"	1-3/4"	3WD	WD	HI	F.V.	HM	-	15/A701	25/A701	-	-	FIELD VERIFY STUD WIDTH
318	CORRIDOR	PR 3'-0"	7'-0"	2"	2A	ALUM	A6	4-1/2"	ALUM	-	34/A520	21/A601	-	-	CARD READER

DOOR AND FRAME SCHEDULE - ALT #1


DOOR NUMBER		DOOR WIDTH	DOOR HEIGHT	DOOR THICKNESS	DOOR TYPE	DOOR MATERIAL	FRAME TYPE	FRAME THROAT WIDTH	FRAME MATERIAL	FRAME FIRE RATING	HEAD	JAMB	JAMB	SILL	REMARKS
211A	SCIENCE	3'-0"	7'-0"	1-3/4"	3WD	WD	HI	4-7/8"	HM	-	31/A701	41/A701	-	-	
211B	SCIENCE	3'-0"	7'-0"	1-3/4"	3WD	WD	HI	4-7/8"	HM	-	31/A701	41/A701	-	-	
212	STORAGE	3'-0"	7'-0"	1-3/4"	1WD	WD	HI	4-7/8"	HM	-	31/A701	41/A701	-	-	
213A	PREP	3'-0"	7'-0"	1-3/4"	3WD	WD	HI	4-7/8"	HM	-	31/A701	41/A701	-	-	
213B	PREP	3'-0"	7'-0"	1-3/4"	3WD	WD	HI	4-7/8"	HM	-	31/A701	41/A701	-	-	
213C	PREP	3'-0"	7'-0"	1-3/4"	3WD	WD	HI	4-7/8"	HM	-	31/A701	41/A701	-	-	
214A	SCIENCE	3'-0"	7'-0"	1-3/4"	3WD	WD	HI	4-7/8"	HM	-	31/A701	41/A701	-	-	
214B	SCIENCE	3'-0"	7'-0"	1-3/4"	3WD	WD	HI	4-7/8"	HM	-	31/A701	41/A701	-	-	
215A	SCIENCE	3'-0"	7'-0"	1-3/4"	3WD	WD	HI	4-7/8"	HM	-	31/A701	41/A701	-	-	
215B	SCIENCE	3'-0"	7'-0"	1-3/4"	3WD	WD	HI	4-7/8"	HM	-	31/A701	41/A701	-	-	
216	IT	3'-0"	7'-0"	1-3/4"	1WD	WD	HI	4-7/8"	HM	-	31/A701	41/A701	-	-	
217	TLT	3'-0"	7'-0"	1-3/4"	1WD	WD	HI	4-7/8"	HM	-	31/A701	41/A701	-	-	
218	TLT	3'-0"	7'-0"	1-3/4"	1WD	WD	HI	4-7/8"	HM	-	31/A701	41/A701	-	-	

DOOR AND FRAME SCHEDULE - ALT #2

DOOR NUMBER		DOOR WIDTH	DOOR HEIGHT	DOOR THICKNESS	DOOR TYPE	DOOR MATERIAL	FRAME TYPE	FRAME THROAT WIDTH	FRAME MATERIAL	FRAME FIRE RATING	HEAD	JAMB	JAMB	SILL	REMARKS
134A	CORRIDOR	3'-0"	7'-0"	1-3/4"	3WD	WD	HI	F.V.	HM	-	15/A701	25/A701	-	-	FIELD VERIFY STUD WIDTH
134B	CORRIDOR	PR 3'-0"	7'-0"	1-3/4"	3WD	WD	HI	F.V.	HM	-	15/A701	25/A701	-	-	FIELD VERIFY STUD WIDTH
135A	BLACKBOX	PR 3'-0"	7'-0"	1-3/4"	3WDA	WD	HI	F.V.	HM	-	15/A701	25/A701	-	-	FIELD VERIFY STUD WIDTH
135B	BLACKBOX	3'-0"	7'-0"	1-3/4"	3WDA	WD	HI	F.V.	HM	-	15/A701	25/A701	-	-	FIELD VERIFY STUD WIDTH

the.stacy.group
architecture. interiors

8091 N. Owasso Expressway
Owasso, Oklahoma 74055
phone: 918.272.2622
web: stacy-group.com



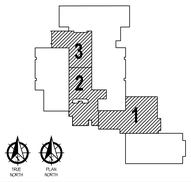
Copyright © the.stacy.group

OWASSO 8th GRADE ADDITION

OWASSO PUBLIC SCHOOLS

OWASSO, OK 2025

PROJECT



KEY PLAN

REVISIONS

11.25.25

ISSUE DATE

7407 | PROJECT NO
LBT | DRAWN BY
MDS | CHK'D BY

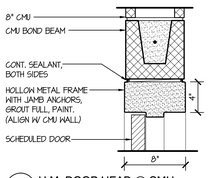
DOOR SCHEDULE

A700

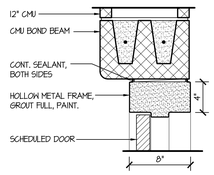
SHEET TITLE

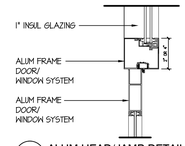
These drawings are subject to copyright protection as an "architectural work" under Section 102 of the Copyright Act, 17 U.S.C., as amended on December 1, 1990. The work includes the overall form as well as the arrangement and composition of spaces and elements in the design. These documents are not to be reproduced without the written consent of **the.stacy.group**.

Last Saved By: Lindsey
Last Plotted On: 11/25/2025 1:15:44 PM
Last Saved On: 11/25/2025 1:15:44 PM
File Name: C:\Users\LINDSEY.TOLLEY\DESKTOP\OWASSO 8TH GRADE ADDITION_DETAILS_LINDSEY.rvt

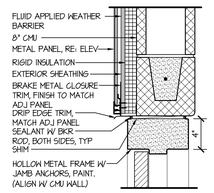


11 H.M. DOOR HEAD @ CMU
1 1/2" = 1'-0"

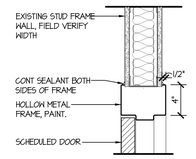




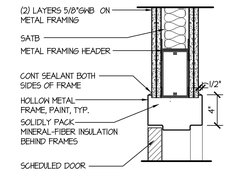
13 ALUM HEAD/JAMB DETAIL
1 1/2" = 1'-0"



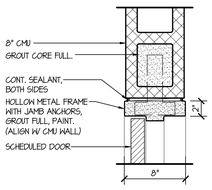
14 HEAD DETAIL
1 1/2" = 1'-0"



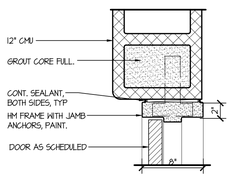
15 H.M. DOOR HEAD @ GYP
1 1/2" = 1'-0" VERIFY METAL STUD WALL THICKNESS

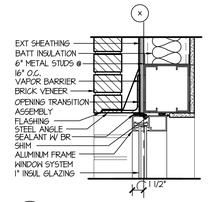


16 H.M. DOOR HEAD @ GYP
1 1/2" = 1'-0" VERIFY METAL STUD WALL THICKNESS

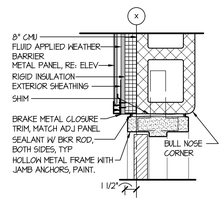


21 H.M. DOOR JAMB @ CMU
1 1/2" = 1'-0"

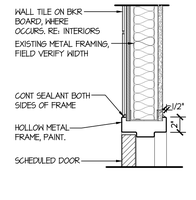




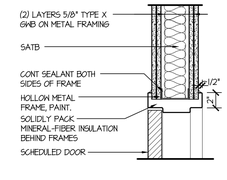
23 ALUMINUM HEAD DETAIL
1 1/2" = 1'-0"



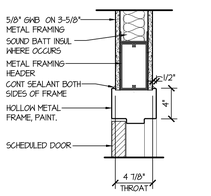
24 JAMB DETAIL
1 1/2" = 1'-0"

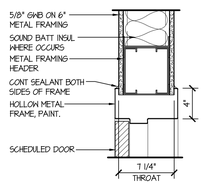


25 H.M. DOOR JAMB @ GYP
1 1/2" = 1'-0" VERIFY METAL STUD WALL THICKNESS

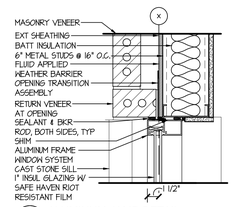


26 H.M. DOOR JAMB @ GYP
1 1/2" = 1'-0" VERIFY METAL STUD WALL THICKNESS

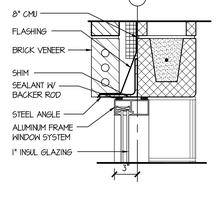




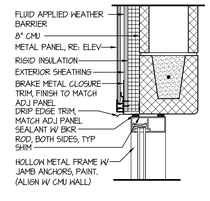
31 H.M. DOOR HEAD @ GYP
1 1/2" = 1'-0" VERIFY METAL STUD WALL THICKNESS



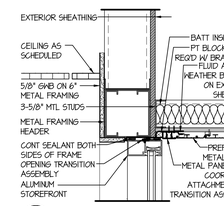
33 ALUMINUM JAMB DETAIL
1 1/2" = 1'-0"



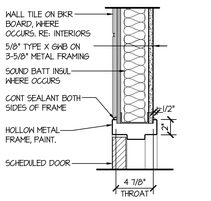
34 ALUMINUM HEAD DETAIL
1 1/2" = 1'-0"

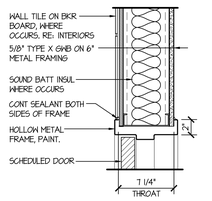


35 HEAD DETAIL
1 1/2" = 1'-0"

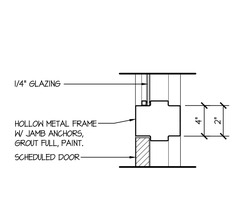


36 ALUM. WINDOW SILL @ GYP
1 1/2" = 1'-0"

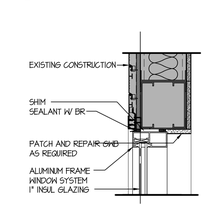




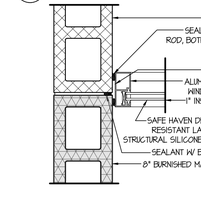
41 H.M. DOOR JAMB @ GYP
1 1/2" = 1'-0" VERIFY METAL STUD WALL THICKNESS



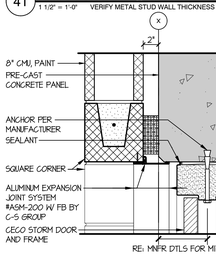
42 H.M. DOOR HEAD @ WINDOW
1 1/2" = 1'-0"

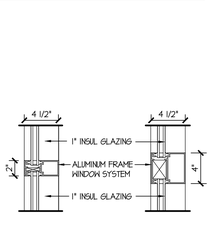


43 ALUMINUM HEAD DETAIL
1 1/2" = 1'-0"



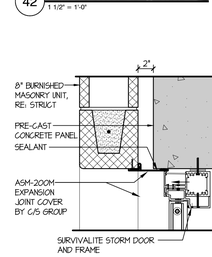
44 ALUMINUM JAMB DETAIL
1 1/2" = 1'-0"



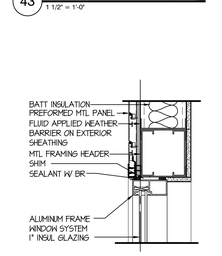


51 H.M. DOOR HEAD @ CMU
1 1/2" = 1'-0"

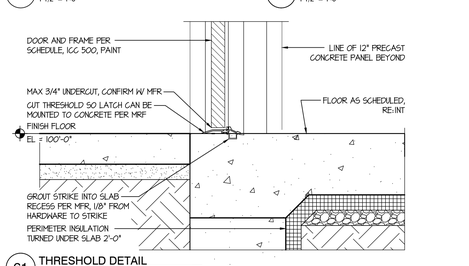
52 ALUMINUM MULLION DETAIL
1 1/2" = 1'-0"



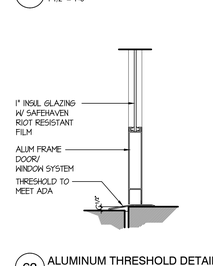
53 STORM DOOR HEAD @ PRECAST
1 1/2" = 1'-0"



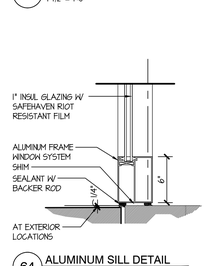
54 ALUMINUM HEAD DETAIL
1 1/2" = 1'-0"



61 THRESHOLD DETAIL
1 1/2" = 1'-0"



63 ALUMINUM THRESHOLD DETAIL
1 1/2" = 1'-0"



64 ALUMINUM SILL DETAIL
1 1/2" = 1'-0"

the.stacy.group
architecture. interiors
8091 N. Owasso Expressway
Owasso, Oklahoma 74055
phone: 918.272.2622
web: stacy-group.com

STATE OF OKLAHOMA — REGISTERED — JAMES STACY — REG. NO. 20053 — OWASSO — 11-25-25 — OKLAHOMA — LICENSED ARCHITECT

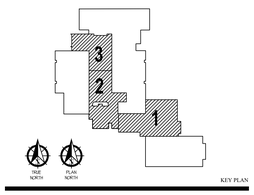
Copyright © the.stacy.group

OWASSO 8th GRADE ADDITION

OWASSO PUBLIC SCHOOLS

OWASSO, OK 2025

PROJECT



KEY PLAN

REVISIONS

11.25.25

ISSUE DATE

2407 | PROJECT NO
EJT | DRAWN BY
MDS | CHKD BY

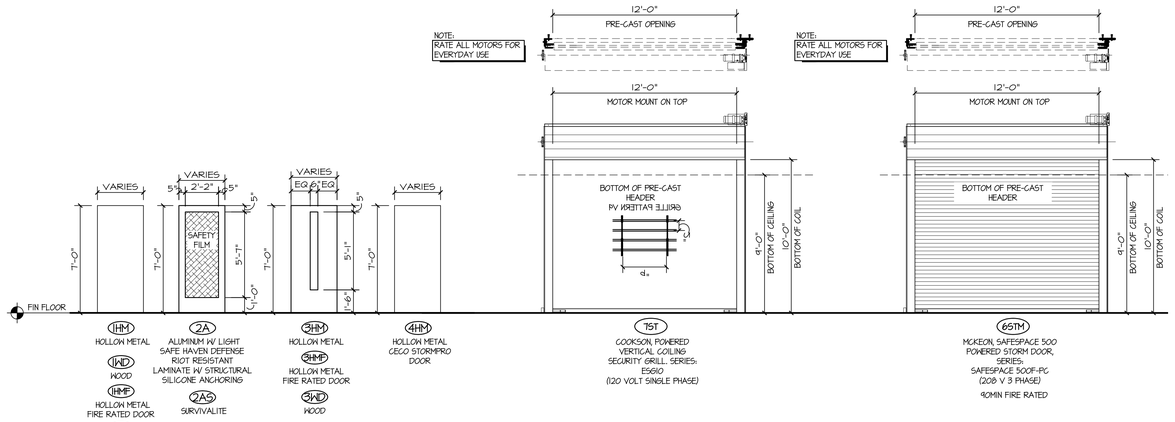
DOOR SCHEDULE & WINDOW DETAILS

A701

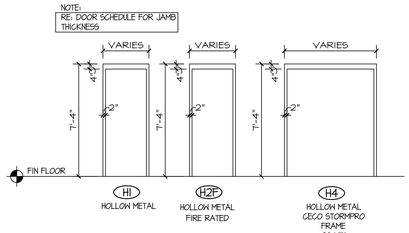
SHEET TITLE

These drawings are subject to copyright protection as an "architectural work" under Section 102 of the Copyright Act, 17 U.S.C., as amended on December 1, 1990. The work includes the overall form as well as the arrangement and composition of spaces and elements in the design. These documents are not to be reproduced without the written consent of **the.stacy.group**.

Last Saved By: Lindsey
Save Date: 11/20/2025 2:25:25 PM
Last Plotted: 11/20/2025 2:25:25 PM
File Name: DWK\A701 DOOR SCHEDULE AND WINDOW DETAILS (1).DWG



11 DOOR TYPES
SCALE: 1/4" = 1'-0"



21 FRAME TYPES
SCALE: 1/4" = 1'-0"

31 WINDOW TYPES
SCALE: 1/4" = 1'-0"

the.stacy.group
architecture. interiors
8091 N. Owasso Expressway
Owasso, Oklahoma 74055
phone: 918.272.2622
web: stacy-group.com

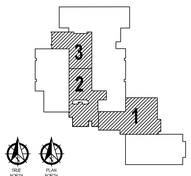
STATE OF OKLAHOMA
JOSEPH R. STACY
REGISTERED
No. 20053
OWASSO
11.25.25
OKLAHOMA
LICENSED ARCHITECT
Copyright © the.stacy.group

OWASSO 8th GRADE ADDITION

OWASSO PUBLIC SCHOOLS

OWASSO, OK 2025

PROJECT



KEY PLAN

REVISIONS

11.25.25

ISSUE DATE

2407 | PROJECT NO.
LRT | DRAWN BY
MDS | CHK'D BY

DOOR & WINDOW TYPES

A702

SHEET TITLE

These drawings are subject to copyright protection as an "architectural work" under Section 102 of the Copyright Act, 17 U.S.C., as amended on December 1, 1990. The work includes the overall form as well as the arrangement and composition of spaces and elements in the design. These documents are not to be reproduced without the written concent of **the.stacy.group**.

Last Saved By Lainey
Saved Path: C:\Users\lainey.ruiz\Desktop\2407_OWASSO 8TH GRADE ADDITION_R25_LRuiz.rvt
Central Path: 2407_OWASSO 8TH GRADE ADDITION_R25_LRuiz.rvt